




# Pulse of private equity Q2'25

A KPMG quarterly analysis of global private equity activity.

July 2025

[kpmg.com/PulseofPE](https://kpmg.com/PulseofPE)

**KPMG. Make the Difference.**



# Welcome message

## Welcome to the second edition of KPMG's *Pulse of Private Equity*.

Our *Pulse of Private Equity* series provides you with quarterly insights into the private equity market globally and in major regions around the world. Our unique methodology goes beyond buyouts to capture the full gamut of major PE deals activity; we also share perspectives into the market factors influencing key investment trends and look at how key trends might evolve over time.

In Q2 2025, global private equity activity remained cautious amid ongoing geopolitical uncertainty and unclear trade and tariff policies. While deal activity appeared solid, especially in the US — many investors hesitated to finalize transactions, preferring to wait for greater clarity around US tariff developments.

Globally, private equity deal volume declined from 4,527 in Q1 2025 to 3,769 in Q2 — the lowest level since Q3 2020. Total PE investment also dropped quarter-over-quarter, falling from \$505.3 billion to \$363.7 billion.

The Americas attracted 59 percent of the global PE investment total during Q2'25 (\$214 billion) and just under 47 percent of all PE deals (1,771). Of this total, the US accounted for \$202 billion of PE investment across 1,608 deals, including the \$11.5 billion buyout of TXNM Energy by Blackstone Infrastructure, the \$10.5 billion buyout of the Digital Aviation Solutions Business of Boeing

by Thomas Bravo, and the \$9.4 billion take private of Sketchers USA by 3G Capital.

The EMA region attracted \$117.4 billion in investment across 1,669 deals during Q2'25 — as compared to \$136.6 billion across 1,850 deals in Q1'25. The UK was home to the two largest deals in the region during the quarter, led by a proposed \$5.1 billion take private of UK-based Spectris by Advent International\* — as well as a \$3.1 billion buyout of OSTTRA Group by KKR.

PE investment in the ASPAC region reached \$20.8 billion during Q2'25, along with a decline in PE deals from 282 to 220 quarter-over-quarter. The largest deal of the quarter was the \$2.5 billion sale of Australia-based Aveo Group by Brookfield to a consortium of acquirers, followed by the \$1.8 billion acquisition of Macquarie Management's US and Europe-based investment businesses by Japan-based Nomura.

At a sector level, technology, media and telecom (TMT) continued to lead global private equity investment in H1 2025, attracting \$247.2 billion. However, despite its dominance, the sector is tracking well behind its 2024 investment pace. Industrial manufacturing followed with \$132.4 billion, and energy and natural resources secured \$107 billion. Infrastructure and transport drew \$74.4 billion — already over three-quarters of the \$95.4 billion it attracted in all of 2024.

\* KKR subsequently offered a \$6.5 billion deal early in Q3, which was supported by management.

Per PitchBook methodology, when a divestiture of multiple business units is consolidated into one without necessarily a new full entity being established on its own with a confirmed primary headquarters, the seller's primary headquarters is utilized. In this instance, as the acquirer was also based in ASPAC, then this deal is grouped as such.

“ We're definitely seeing a shift in PE investment towards regional and domestic-focused companies given the inability to predict from day-to-day how the tariff wars are going to play out but there will always be big deals that come through. Private equity isn't going to miss out on truly world-class global assets if they become available. ”



**Gavin Geminder**  
Global Head of Private Equity  
KPMG International

# Welcome message

While some major sectors lagged behind prior-year totals, others showed more optimistic momentum. Life sciences was a standout, with mid-year investment reaching \$6.9 billion, surpassing the full-year 2024 total of \$4.2 billion. Healthcare also performed strongly, attracting \$79.3 billion compared to \$141.6 billion for all of last year. Energy, infrastructure and cleantech are also on track to exceed 2024 levels. In contrast, the automotive sector saw a sharp decline, drawing just \$12.3 billion in H1 2025 versus \$39.8 billion for all of 2024.

In this quarter's edition of the *Pulse of Private Equity*, we examine these and a number of other global and regional trends, including:

01

The continued caution of investors given current trade uncertainties

02

The strong focus on high-quality assets

03

The resilience of energy, infrastructure and healthtech

04

The increase in exit value globally, including from IPO exits

We hope you find this edition of the *Pulse of Private Equity* insightful. If you would like to discuss any of the results in more detail, please contact a KPMG professional in your area.

Note: Throughout this report we refer to "announced deals." This encompasses announced/in-progress deals and are combined with completed deals due to the nature of the M&A and PE dealmaking cycle, wherein a transaction may take years to complete and this is captured by including such announced/in-progress transactions. Announced dates are used in favor of completed dates for deal-timing purposes. Unless otherwise noted, all figures quoted in this report are based on data provided by PitchBook as of 30 June 2025. See page 94 for detailed methodology. All currency amounts are in US\$ unless otherwise specified.

# Contents

<b>05</b> About the authors	 <b>06</b> Spotlight	 <b>13</b> Global	 <b>30</b> America	
	 <b>46</b> US	 <b>61</b> EMA	 <b>77</b> ASPAC	<b>93</b> KPMG Private Equity practice
				<b>94</b> About the report




# About the authors




**Gavin Geminder**  
Global Head of  
Private Equity  
KPMG International

Gavin is the Global Head of Private Equity at KPMG International and US PE Advisory Leader. Over his nearly 30-year career, he has worked in London, Hong Kong (SAR), China and the US, giving him extensive experience in the private equity space globally. At KPMG, Gavin is responsible for driving the KPMG firm's private equity strategy. Gavin previously served as the Lead Partner for KKR for 15 years, overseeing global teams and key relationships.



**Glenn Mincey**  
US Head of  
Private Equity  
KPMG in the US

Glenn serves as the Head of Private Equity at KPMG in the US. With over 20 years of experience advising on private equity transactions globally, Glenn leads client service teams focused on delivering strategic insights, operational improvements, and value creation. Glenn has deep experience in the use of partnerships and limited liability companies in domestic and cross-border M&A, financing transactions, and restructurings.



**Tilman Ost**  
Global Private Equity  
Advisory Leader,  
KPMG International,  
EMA Head of Private Equity  
KPMG in Germany

Tilman leads KPMG's Private Equity practice in both the EMA region and Germany and is the Global PE Advisory Leader for KPMG International. He has over 25 years of experience advising financial investors on major transactions and transformation projects both nationally and internationally. He specializes in large buyouts and has worked with a number of the largest PE firms in the field.



**Andrew Thompson**  
Asia Pacific Head  
of Private Equity  
KPMG in Singapore

Andrew is based in Singapore and brings over 25 years of experience working around the world, including in London, New York and Sydney. Andrew has acted as the Lead Partner for KPMG on more than 350 high-value transactions, totaling over \$200 billion, specializing in complex M&A and IPOs, particularly in the energy and industrial sectors.



# Spotlight: Private equity market trends in the United Kingdom



# Spotlight

The UK remains the largest private equity market in Europe, typically accounting for 25–30 percent of total deal value across the region. During Q2'25, it saw \$36.8 billion in PE investment — up significantly compared to \$24.8 billion in deals in Q1'25. Despite the current geopolitical and trade uncertainties hampering the market regionally and globally, the UK bucked downward in deal trends, with the number of PE deals rising from 389 to 419 quarter-over-quarter.

## Fintech sector attracts significant attention in Q2'25

Fintech was a key focus for PE investment in the UK during Q2'25, accounting for two of the three largest deals of the quarter — KKR's buyout of post trade solutions company OSTTRA Group for \$3.1 billion and Apax Partners' \$2 billion buyout of Finastra's treasury and capital markets business.<sup>1</sup> The largest deal of the quarter, however, was Advent International's proposed \$5.1 billion take private of precision measurement instruments maker Spectris.<sup>\*2</sup>

## UK's PE ecosystem is highly mature with a vibrant middle market

The UK has the most mature private equity ecosystem in the EMA region. In addition to highly regarded, well-established PE funds, it has developed a robust ecosystem of related businesses able to support getting PE

deals across the line. When it comes to dealmaking, the UK also has a vibrant and growing PE middle-market — which is slightly less affected by headwinds than the large cap market.

Many of the UK's middle-market companies are focused on domestic or regional markets, making them somewhat more resilient to trade tensions and potential tariffs — which is a big draw in the business environment. They also tend to be in earlier stages of growth, which allows investors to see earnings growth as the business evolves and becomes more established. Given these characteristics, it's not surprising that in the current business environment the UK's middle-market companies are finding it a bit easier to raise financing or debt and to attract attention from PE and other investors.

## Government sees private investment as a strategic priority

The UK government is currently juggling a number of fiscal challenges. As a part of its approach to addressing some of these issues, it's highly committed towards bringing in private capital to invest — and has made private investment a key cornerstone of its infrastructure and private equity build-out. This focus goes beyond mainstream private equity, stretching into infrastructure and hybrid assets as well.

“

The bar for approval of new deals currently at PE Investment Committees is very high and as such we will see a bifurcation in PE deal activity. Super high-quality assets will attract a disproportionate amount of PE attention and such assets will get sold very quickly and at a very good price. Other perceived less high-quality assets will likely take much longer to complete with a higher risk of the sale process failing.”



**Naveen Sharma**  
UK Head of Private Equity  
KPMG in the UK

\* KKR subsequently offered a \$6.5 billion deal early in Q3, which was supported by management.

<sup>1</sup> Apax, "Finastra to sell treasury and capital markets division to Apax funds," 19 May 2025.

<sup>2</sup> Reuters, "KKR outbid Advent in a \$6.5 billion battle to buy Spectris in early Q3'25," 2 July 2025.

# Spotlight

## UK PE exit market remains weak; PE funds using continuation vehicles for high-quality assets

The UK's exit market has been particularly weak so far in 2025, with just \$16.1 billion in deal value across 118 deals in the first half of the year compared to \$51.8 billion in all of 2024 across 351 deals. Corporate and strategic acquisition deal value in the first half of the year was \$7.3 billion — only slightly off the pace needed to match 2024's total of \$15.7 billion. Secondary buyouts, however, were far off pace compared to last year, with just \$8.8 billion in deal value compared to \$34.7 billion in 2024. IPO activity was completely dry at midyear, following a weak 2024 that saw just \$1.3 billion in exit value.

Given the challenging market, many PE funds have found it difficult to return capital to their LPs. In the case of high-quality assets, they've increasingly used continuation vehicles to extend the runway of their investments given the great reluctance to sell assets at a discount because of the current environment.

## PE firms increasingly diversifying their funds

Within the UK market, a growing trend among PE firms has been the diversification of funds raised. While historically many PE firms focused on raising a single type of fund (e.g. pure buyouts), an increasing number

have expanded their approach to include raising a mix of funds — such as large cap buyouts, mid-market buyouts, long-term patient capital, and infrastructure-focused funds.

## Growing focus on defense sector

The UK has one of the largest defense markets in the EMA region and, given the rapidly evolving geopolitical tensions and conflicts occurring in the region and beyond, it is expected that capital will continue to flow into the sector for some time to come — including into traditional defense companies, defense tech startups, and adjacent companies, such as firms supplying business services to the defense industry. Given its increasing prominence and long-term outlook, PE investors in the UK are increasingly looking at opportunities in the sector, primarily focusing their efforts on suppliers to the prime defense contractors and on niche companies feeding into specific subsectors of defense — such as aerospace.

## PE funds centralized in London, but deals spread across the country

While many of the UK-based PE funds have their headquarters in London, PE firms also spend a significant amount of time evaluating different parts of the UK in order to source potential deals. Over time, this has led to the evolution of regional PE hubs, including in areas like Manchester.

“Despite the challenging headwinds, however, there is still a significant pool of dry powder in the PE market in the UK. Given that, PE funds are expected to continue to work hard to get deals done — taking innovative approaches as required in order to move deals forward. As the US IPO market improves, it could spark some positive momentum on the exit front in the UK. This will be an area to watch over the next few quarters.”



**Naveen Sharma**  
UK Head of Private Equity  
KPMG in the UK



# Spotlight

## PE firms looking at AI as an enabler of performance

Similar to other jurisdictions, AI has gained a significant amount of attention from PE investors in the UK. While AI infrastructure like data centers is expected to be an increasing focus of PE investors in the future, currently PE firms in the UK have primarily looked at AI

opportunities from an enablement point of view — evaluating AI-focused companies for their potential to enhance the performance of their existing portfolio companies. This has been particularly true for PE firms that have had to hold on to their assets for a longer period of time than expected, and so are now looking at additional opportunities to enhance returns.

Some PE firms in the UK have also started to experiment with AI at an operational level — looking at whether and how it can be used to help screen assets in order to improve the efficiency and effectiveness of investment managers.



## Trends to watch for in Q3'25

Heading into Q3'25, the deal market in the UK could be somewhat volatile, particularly in sectors weathering the storm of the back and forth on US tariffs. With the recent trade deal between the US and the UK, market conditions will likely stabilize. Until then, however, many PE investors will likely remain very cautious with their capital.

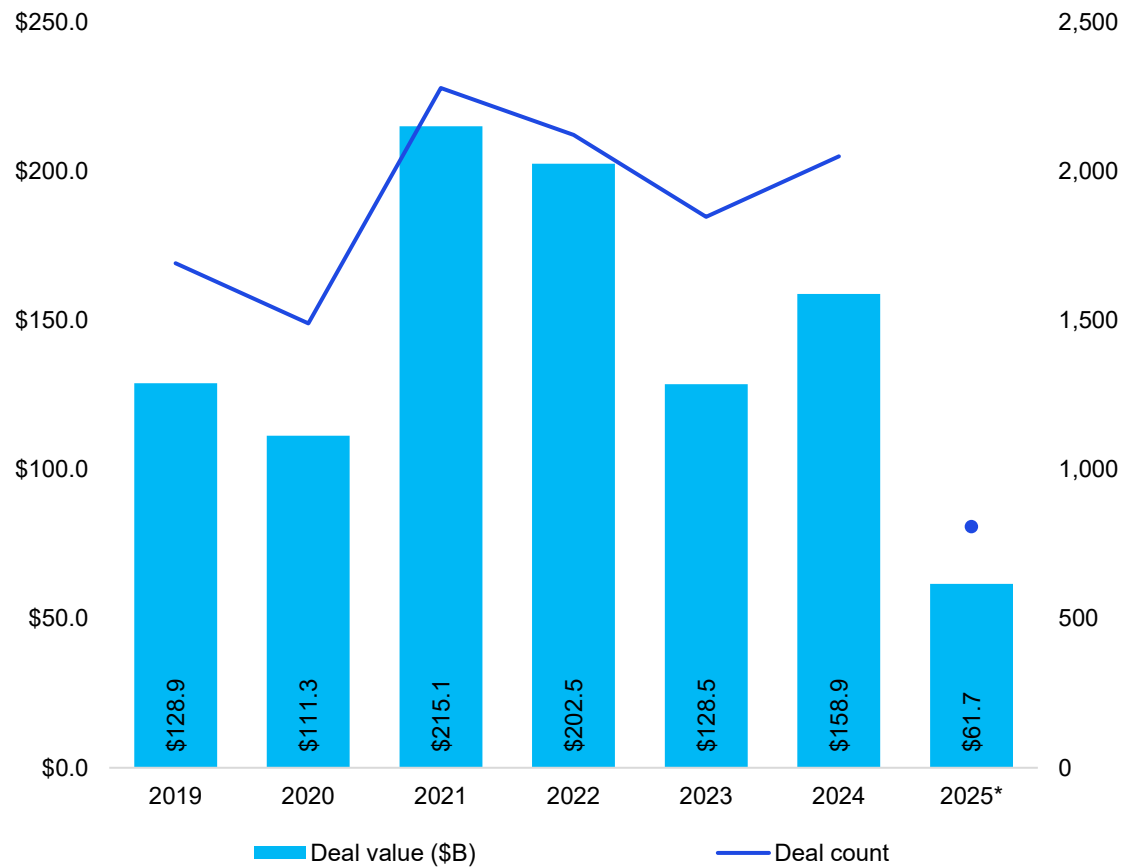
Despite the challenging headwinds, however, there is still a significant pool of dry powder in the PE market in the UK. Given that, PE funds are expected to continue to work hard to get deals done — taking innovative approaches as required in order to move deals forward.

The bar for approval of new deals currently at PE Investment Committees is very high and as such we will see a bifurcation in PE deal activity. Super high-quality assets will attract a disproportionate amount of PE attention and such assets will get sold very quickly and at a very good price. Other perceived less high-quality assets will take much longer to complete with a higher risk of the sale process failing.

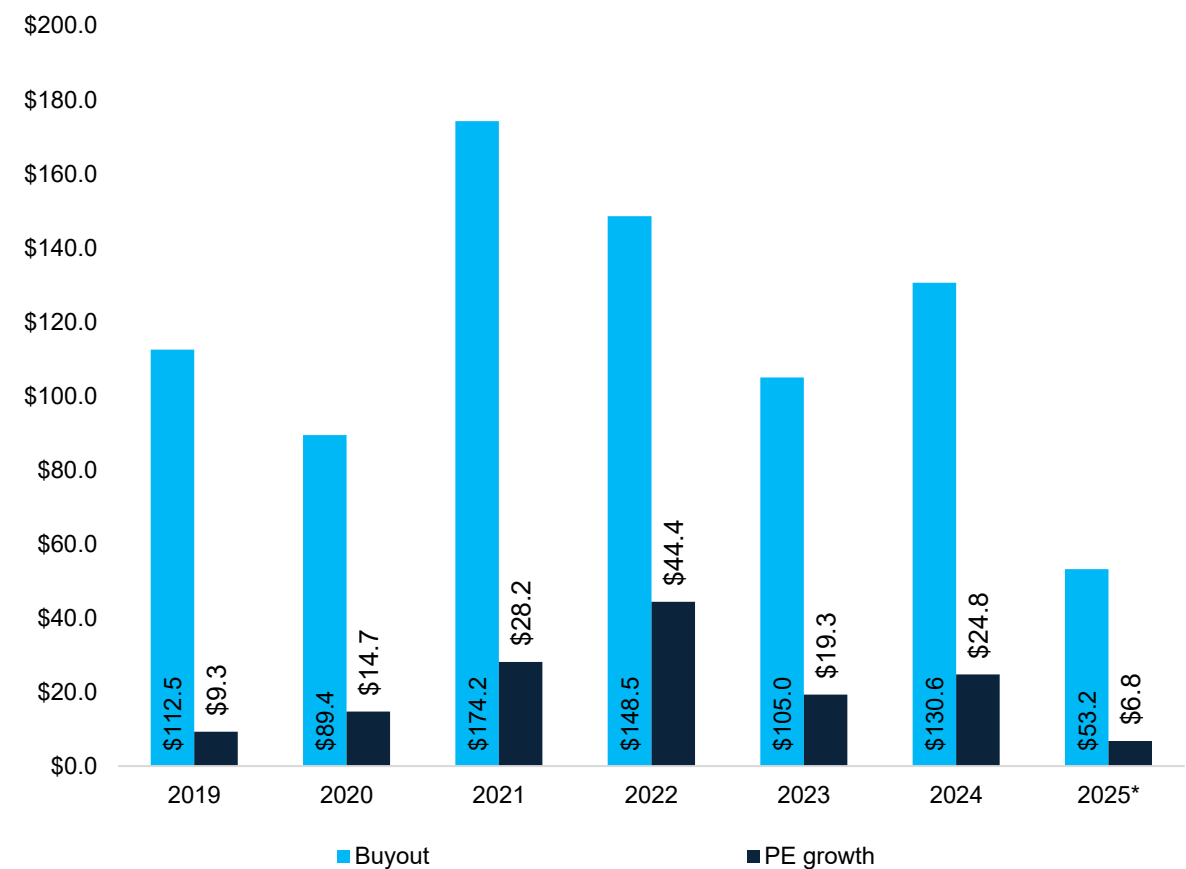
As the US IPO market improves, it could spark some positive momentum on the exit front in the UK. This will be an area to watch over the next few quarters.

# Spotlight

## UK PE deal activity



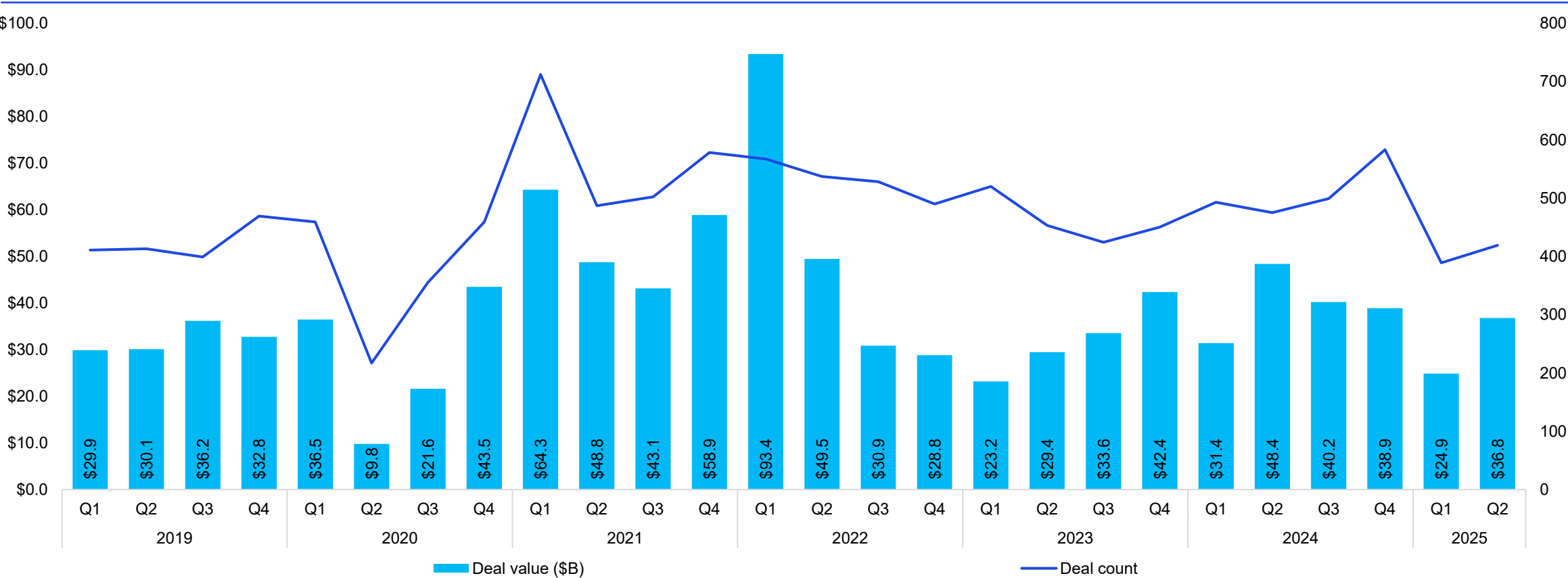
## UK PE activity (\$B) by type



\*Source: Pulse of Private Equity Q2'25 KPMG analysis of global private equity activity as of June 30, 2025. Data provided by PitchBook.

# Spotlight

## UK PE deal activity

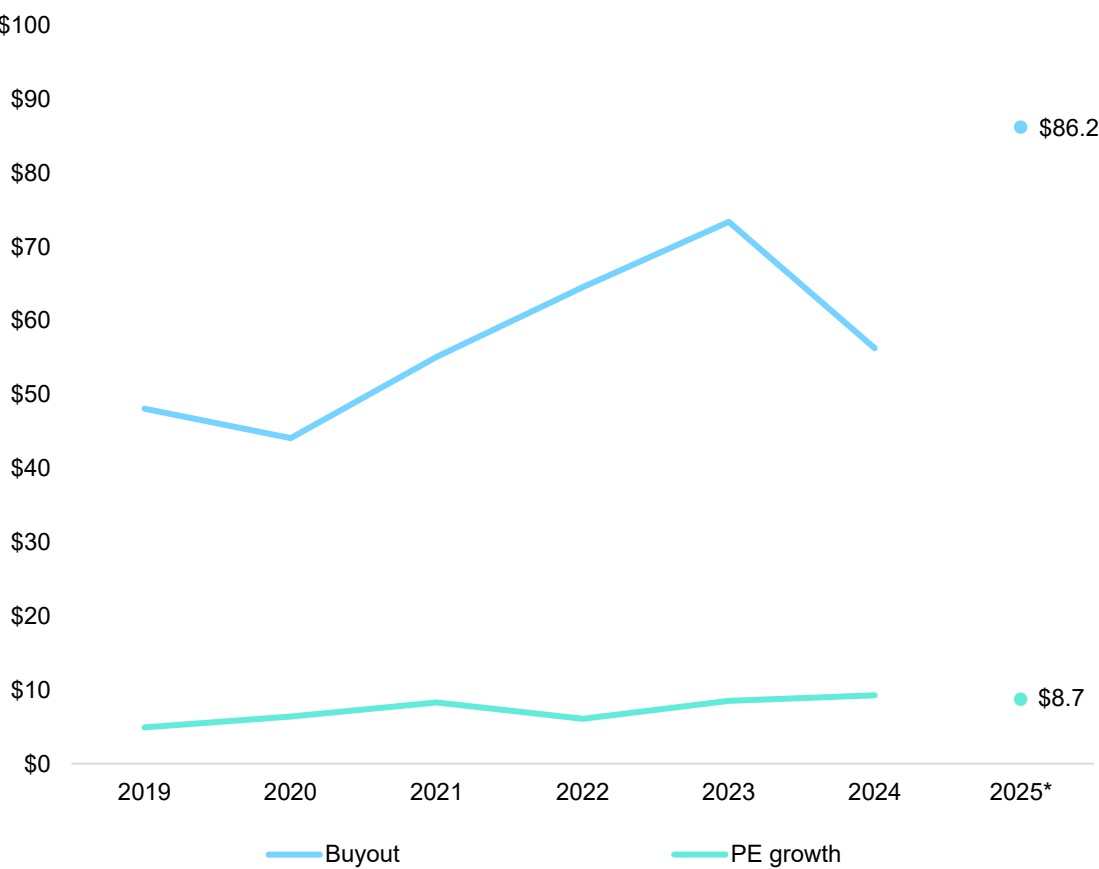


Source: Pulse of Private Equity Q2'25 KPMG analysis of global private equity activity as of June 30, 2025. Data provided by PitchBook.



# Spotlight

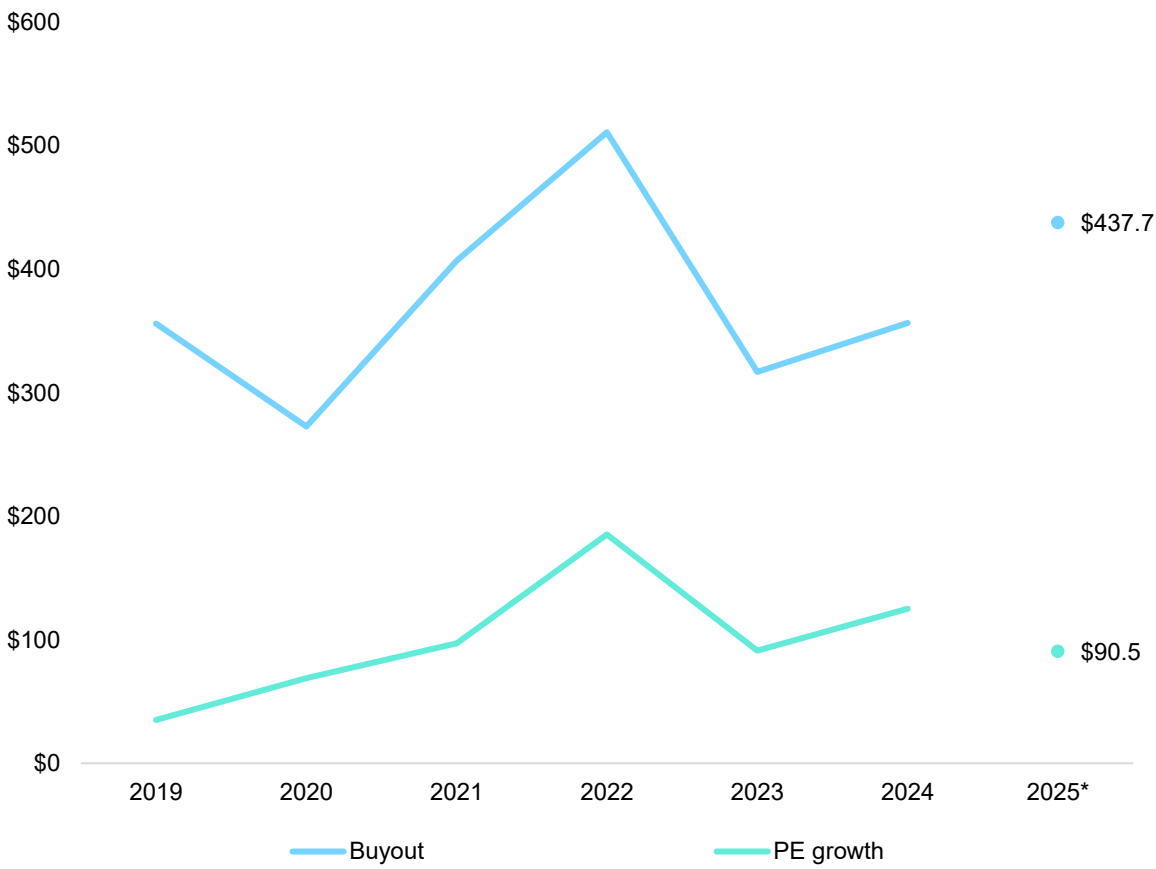
UK median PE deal size (\$M) by type



Source: Pulse of Private Equity Q2'25 KPMG analysis of global private equity activity as of June 30, 2025. Data provided by PitchBook.



UK average PE deal size (\$M) by type





01

**In Q2'25, global  
PE-announced  
deals amounted  
to \$363.7B across  
3,769 transactions**



# Global overview

## PE investors remain cautious amid lack of trade clarity

PE investment activity was somewhat muted in Q2'25, with proposed PE investment of \$363.7 billion across 3,769 deals — down from \$505.3 billion across 4,527 deals in Q1'25. Ongoing uncertainties related to tariffs, global trade, and supply chains, saw many PE investors holding back from signing deals despite a sustained volume of deals activity, particularly in the US.

## Global private equity activity slows in Q2 2025 despite US mega deals

In Q2 2025, the United States was home to the three largest private equity deals globally. Leading the quarter was Blackstone Infrastructure Partners' proposed \$11.5 billion buyout of TXNM Energy, New Mexico's largest electric utility, amid ongoing consolidation in the US power sector. The second-largest deal was the \$10.5 billion proposed acquisition of portions of Boeing's Digital Aviation Solutions by Thoma Bravo. Rounding out the top three was 3G Capital's \$9.4 billion take-private offer for Skechers USA, marking the end of the company's 26-year tenure as a public entity.

Despite these headline transactions, overall private equity investment declined sharply across all regions between Q1 and Q2 2025. In the Americas, investment fell from \$319.8 billion to \$213.9 billion, while in Europe, it dropped

from \$136.6 billion to \$117.4 billion. Asia experienced the steepest decline, with investment decreasing from \$36.2 billion to \$20.85 billion quarter-over-quarter.

Deal volume followed a similar downward trend. The Americas saw a drop to 1,771 deals, down from 2,260 in Q1; EMEA recorded 1,669 deals, down from 1,850; and ASPAC reported 220 deals, down from 282. The decline in both deal value and volume reflects a more cautious stance among PE investors, many of whom are adopting a wait-and-see approach amid ongoing economic and geopolitical uncertainties.

## Increasing shift away from globalization towards regionalization

Given current geopolitical tensions, tariff uncertainties, and supply chain concerns, PE dealmaking has increasingly shifted from a global approach towards a more regionally focused one, with PE investors increasing their focus on companies focused on domestic or regional markets in order to better control and manage trade risks. Areas like healthcare, biotechnology, and other sectors with a predominantly regional focus saw solid traction during Q2'25, while industries like automotive and manufacturing saw PE interest pull back given their cross-border dependencies and exposure to tariffs. While PE investors did not shy away entirely from global assets during the quarter, they significantly narrowed their focus to only the highest-value assets.

“Global PE investment was somewhat muted in Q2'25 as PE investors held back, waiting for more clarity around US trade policies. But the availability of dry powder among PE firms, the hopeful upswing in exit activity, the strength of resilient sectors like energy, infrastructure — including AI infrastructure — and healthcare, provides some optimism that PE investment will recover in the second half of the year once trade uncertainties settle.”



**Gavin Geminder**  
Global Head of Private Equity  
KPMG International



# Global overview

## Global PE exit value strengthens, on track for best year since 2021

Private equity exits have begun to rebound globally. As of midyear, total exit value reached \$501.9 billion, putting 2025 on track to be the strongest year for exits since 2021. Both IPO and acquisition exit values have been robust compared to the past three years, with IPOs accounting for \$132.4 billion and acquisitions totaling \$227 billion. Corporations are actively acquiring top-performing PE-backed businesses, though they are being highly selective. Despite the surge in exit value, the number of exits remains relatively low — highlighting a focus on fewer, higher value transactions and an emphasis on the highest-quality assets.

Some of the biggest exits in Q2'25 included CARE Hospitals (\$8.5B), Pactiv Evergreen (\$6.7B), MetroNet (\$4.9B), and IDS (\$4.9B). Blackstone took CARE public via a reverse merger, while Pactiv —backed by The Rank Group (a New Zealand-based investment company) — was sold to Novolex Holdings after a series of debt refinancings. MetroNet, backed by KKR, Oakhill and WaveDivision Capital, was picked up by a Joint venture between KKR and T-Mobile, and IDS, backed by GIC and Vesa Equity, ended up in the hands of EP Group.

On the IPO front, Bain Capital-backed Virgin Australia made a splash, raising nearly \$444 million, valuing the business at \$1.5 billion. Chagee, a premium tea brand backed by Coatue and others, went public too, bringing in \$411 million, at a valuation of \$5.1 billion. And Jefferson Capital Systems, supported by JC Flowers & Co.,

raised \$150 million [implied value of \$970.3 million], as it entered the public markets.

Healthcare exits were a key driver of Q2'25 activity. In addition to the \$8.5 billion exit of CARE Hospitals, other notable deals included Anthos Therapeutics (\$3.1 billion) and Synthon International (\$2.4 billion). The energy sector also saw meaningful exit activity in Q2'25, with deals such as 2i Rete Gas (\$2.2 billion), Altus Power (\$2.2 billion), and EPIC Y-Grade Pipeline (\$2.2 billion) highlighting ongoing interest in infrastructure and energy transition assets amid a stable regulatory environment and long-term demand tailwinds.

## Energy and infrastructure attract robust interest, while others prove more resilient than expected

Global private equity investment in the energy and infrastructure sectors remained strong through the first half of 2025, with both sectors tracking well ahead of 2024 levels. Energy attracted \$110.8 billion by midyear, putting it on pace to match or surpass the record \$261.4 billion seen in 2021. Adjacent to this, cleantech — driven by ongoing interest in the energy transition — drew \$40.3 billion, already nearing the \$47.4 billion total for all of 2024. Infrastructure investment reached \$74.4 billion, propelled largely by demand for AI-related infrastructure. While ahead of 2024's \$96.3 billion total, it still trails the peak years of 2021 and 2022.

The life sciences sector also exceeded expectations, with \$6.9 billion in global PE investment by the end of Q2'25 — surpassing 2024's total of \$4.2 billion.

This increase was led by the EMA region, which accounted for \$6.2 billion, including a notable \$2.8 billion secondary buyout of Sweden's Karo Healthcare. In contrast, investment in the Americas and ASPAC remained muted, with just \$350 million and \$170 million invested, respectively. EMA's concentrated biotech and life sciences ecosystem likely made it more resilient to supply chain and macroeconomic disruptions.

The consumer and retail sector recorded \$110.8 billion in private equity investment during the first half of 2025, narrowly surpassing the pace set in 2024. However, this apparent strength was driven largely by a handful of outsized transactions, rather than broad-based activity. In reality, overall deal volume declined, reflecting more cautious investor sentiment across the sector.

## PE firms globally increasingly using continuation funds

Given the challenging exit market in most of the world, PE funds have increasingly embraced continuation vehicles as a mechanism for extending their hold on high-quality assets rather than having to sell them at a discount. LPs, however, have become increasingly critical of this trend because of concerns both around the transparency of returns and the potential risks associated with an overreliance on continuation vehicles, such as the possibility of stranded assets. LPs pressuring for exits could lead to forced sales over the next quarter.

# Global overview

## AI investments continue to focus on data centers and other AI infrastructure

PE investors globally have continued to prioritize investments in AI — particularly in areas related to AI infrastructure — such as data centers and energy generation to meet future AI demands. During Q2'25, for example, Brookfield Asset Management announced plans to spend \$9.9 billion on an AI data center in Sweden.<sup>3</sup> This followed a late Q1'25 announcement by US-based ECP and Abu Dhabi's ADQ of a partnership to invest \$25 billion in energy generation related projects to support the power demands of data warehouses and other high-demand energy industries.<sup>4</sup>

## Global PE fundraising remains soft, but a bright light in every market

PE fundraising activity remained very soft globally, with just \$224.9 billion in fundraising across 248 vehicles — on pace to be the slowest year for fundraising since 2020 and the slowest for fund count in at least a decade. The slowdown in fundraising wasn't surprising given the dearth of exits in recent years.

Despite the general softness of fundraising, there was at least one bright light within every region. In the Americas, \$5 billion+ funds attracted \$87.8 billion by the end of Q2'25 — well ahead of the pace needed to exceed 2024's total, although all of this fundraising occurred in the US. In EMA, fundraising for funds in the \$1 billion to \$5 billion range totaled \$39 billion at midyear — just shy of 2024's annual total of \$39.6 billion. In ASPAC, while large fund fundraising was minimal, fundraising for funds from \$100 million to \$250 million, from \$250 million to \$500 million, and from \$500 million to \$1 billion were all on pace to exceed their 2024's totals.

## Healthtech attracts attention from PE investors across regions

The healthtech space attracted robust interest across regions during Q2'25, highlighting the strength and resilience of the sector given the pressures faced in many jurisdictions to improve local health systems and make them more efficient. Healthtech was particularly hot in ASPAC, attracting three of the region's largest deals in Q2'25, including the \$2.5 billion sale of Australia-based

Aveo Group by Brookfield to a consortium of acquirers, the \$400 million secondary buyout of Australia-based care provider platform Health Metrics by Accel-KKR, and the \$379.6 million growth funding round by South Korea-based medical device company Viol.

The EMA region saw two healthtech-focused PE deals over \$1 billion during Q2'25, including the \$2.8 billion secondary buyout of Sweden-based Karo Healthcare by KKR and the \$1.2 billion sale of UK-based HBI Health and Beauty Innovations to Investindustrial. In the Americas, the largest deal in the space was the \$2.6 billion secondary buyout of health administration software firm HealthEdge by Bain Capital.

<sup>3</sup> <https://www.datacenterdynamics.com/en/news/brookfield-plans-to-spend-10bn-on-a-swedish-ai-data-center/>

<sup>4</sup> <https://www.cnbc.com/2025/03/20/abu-dhabis-adq-us-pe-firm-to-invest-25-billion-in-us-data-center-projects.html>

# Global overview



## Trends to watch for in Q3'25

As Q3'25 begins, PE investors globally are expected to remain selectively optimistic — focusing on high-quality assets, resilient sectors such as AI infrastructure and energy, and companies with strong domestic positioning. While caution persists, investors will be watching closely for positive signals from the US administration, greater clarity around interest rate policy from the Federal Reserve, and continued signs of corporate strength. These indicators could help unlock greater confidence and spur more consistent deal activity in the second half of the year.

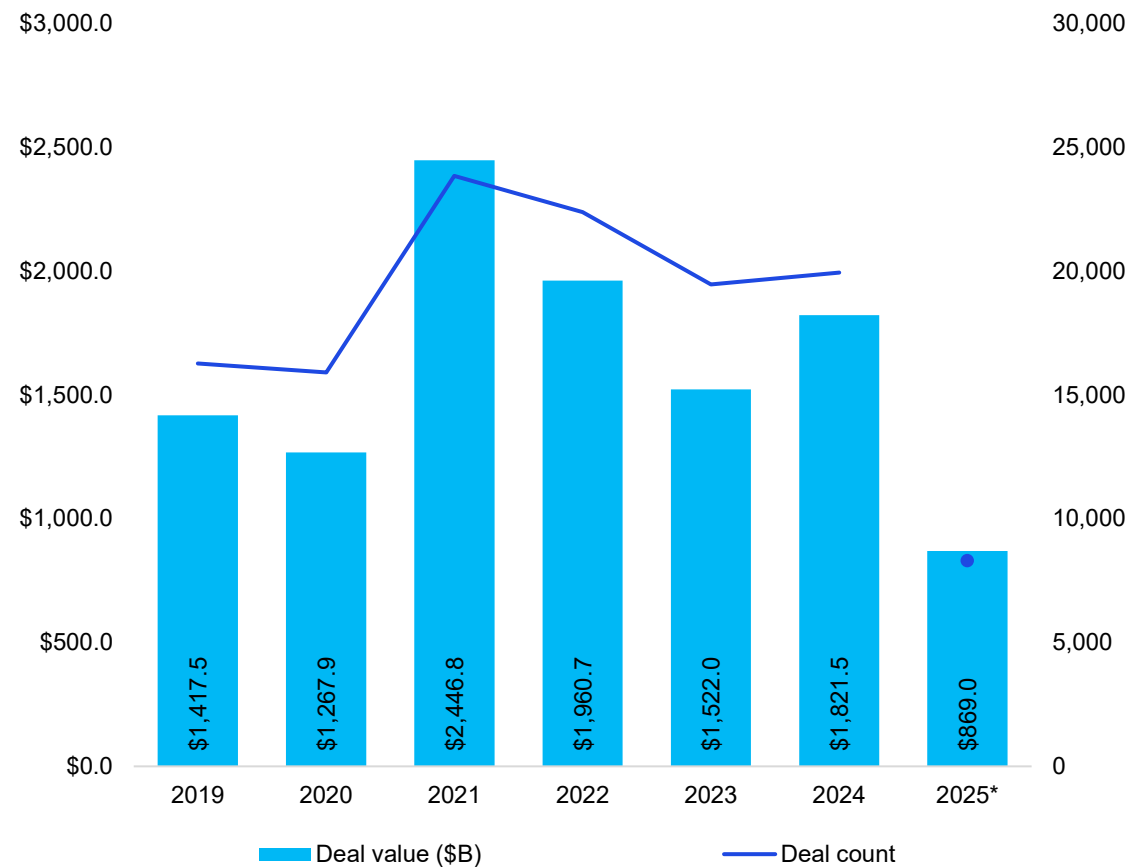
On the AI front, both data centers and related connecting infrastructure will likely see strong interest over the remainder of the year, particularly given the regional nature of many of these investments.

The slight upswing in PE exit activity will likely continue over the next quarter or two, with some of these coming from forced sale situations as PE funds face increasing pressure to return capital to their investors. The improvement in IPO exit value will be an area to watch as there is a lot of hope that the IPO market will continue to improve. Any improvement in the IPO market could help PE exits more broadly as it would give PE firms alternatives to private sales. Given the renewal of IPO activity in the US — even if the window isn't open fully — there will likely be an increase in dual track exits over the remainder of the year.

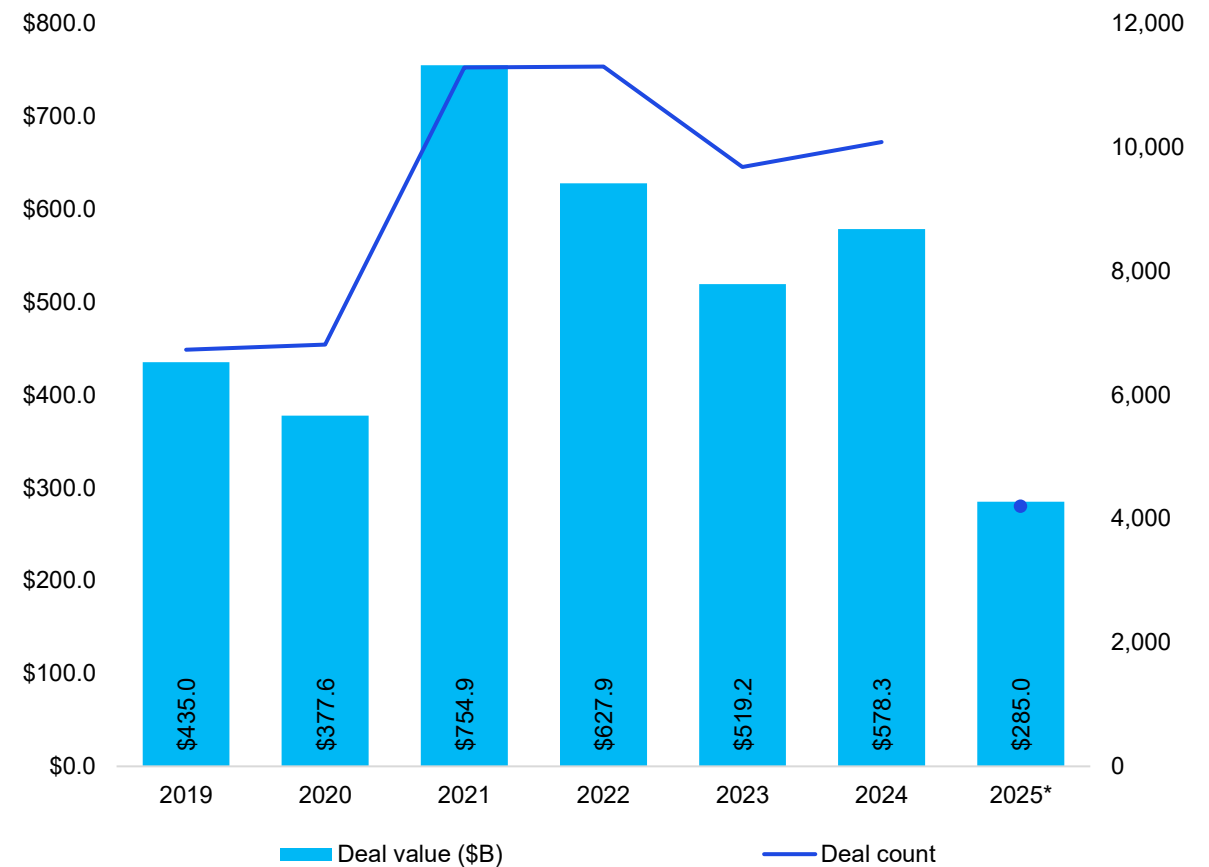


# Deal value paces to match 2024

## Global PE deal activity



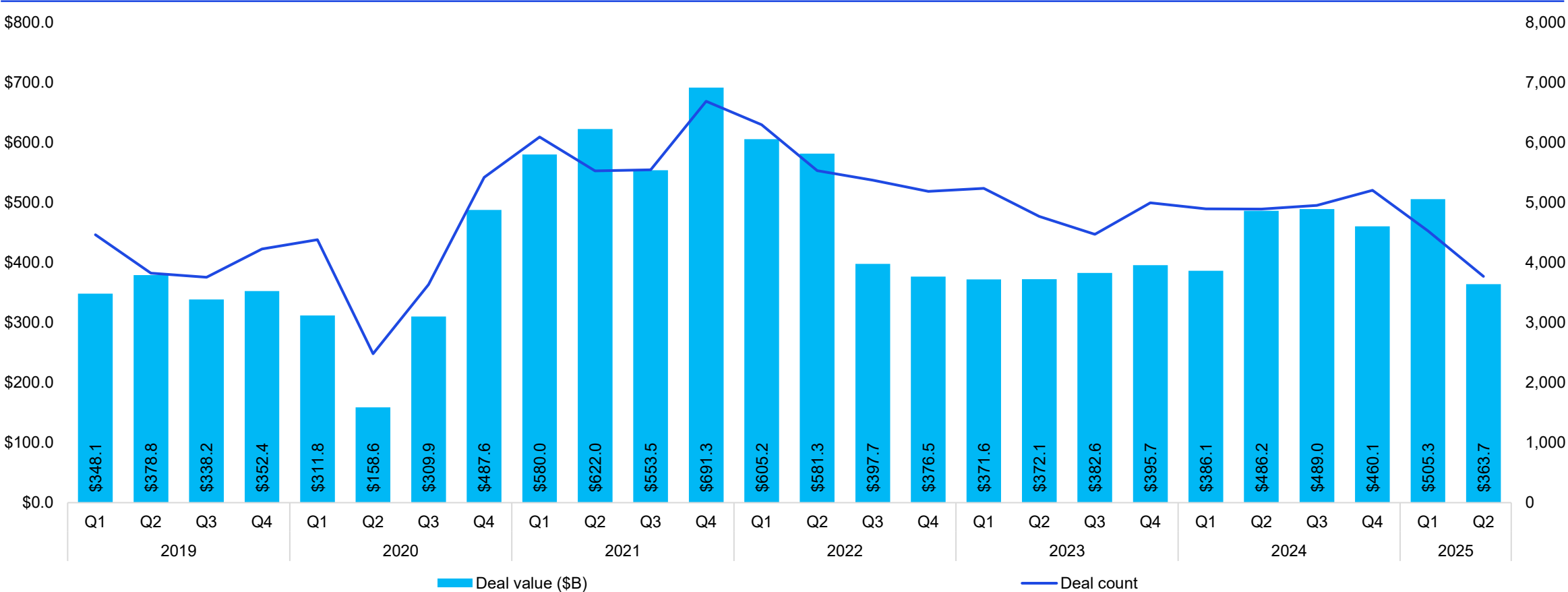
## Global PE add-on/bolt-on activity



\*Source: Pulse of Private Equity Q2'25 KPMG analysis of global private equity activity as of June 30, 2025. Data provided by PitchBook.

# The rate of dealmaking slows

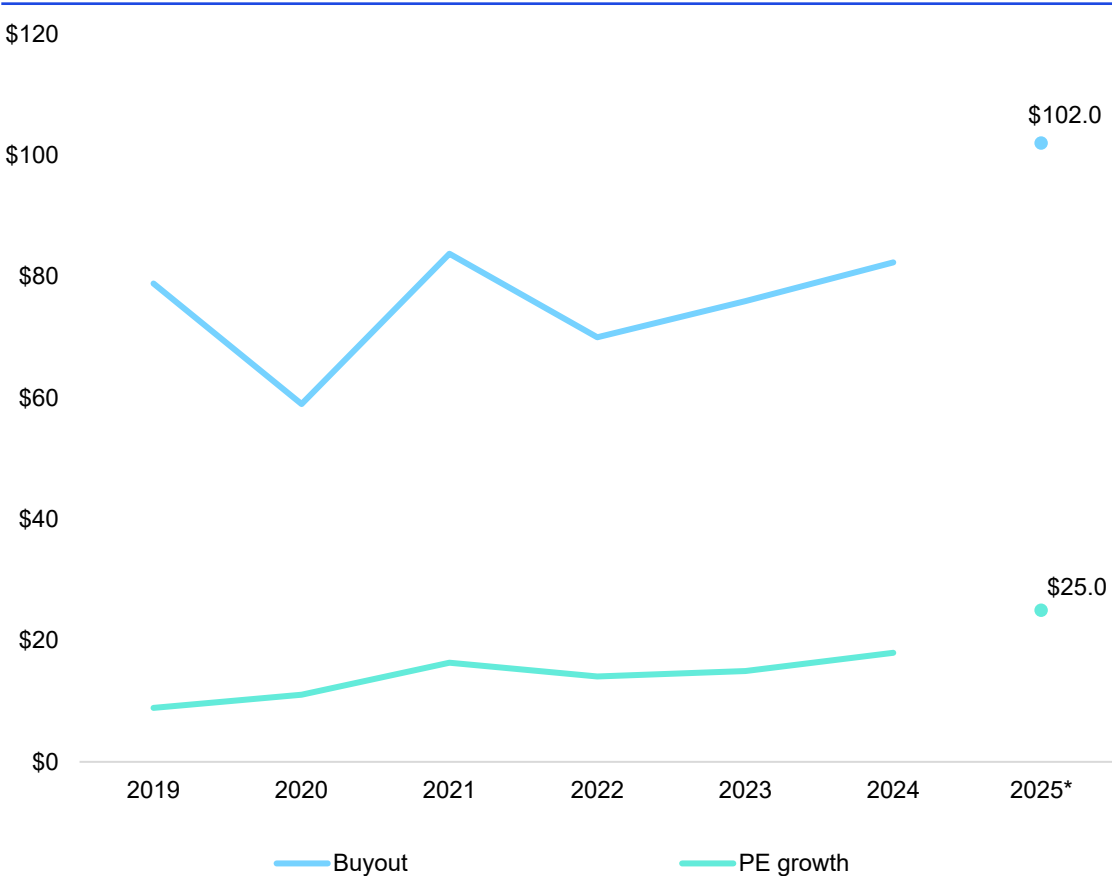
## Global PE deal activity



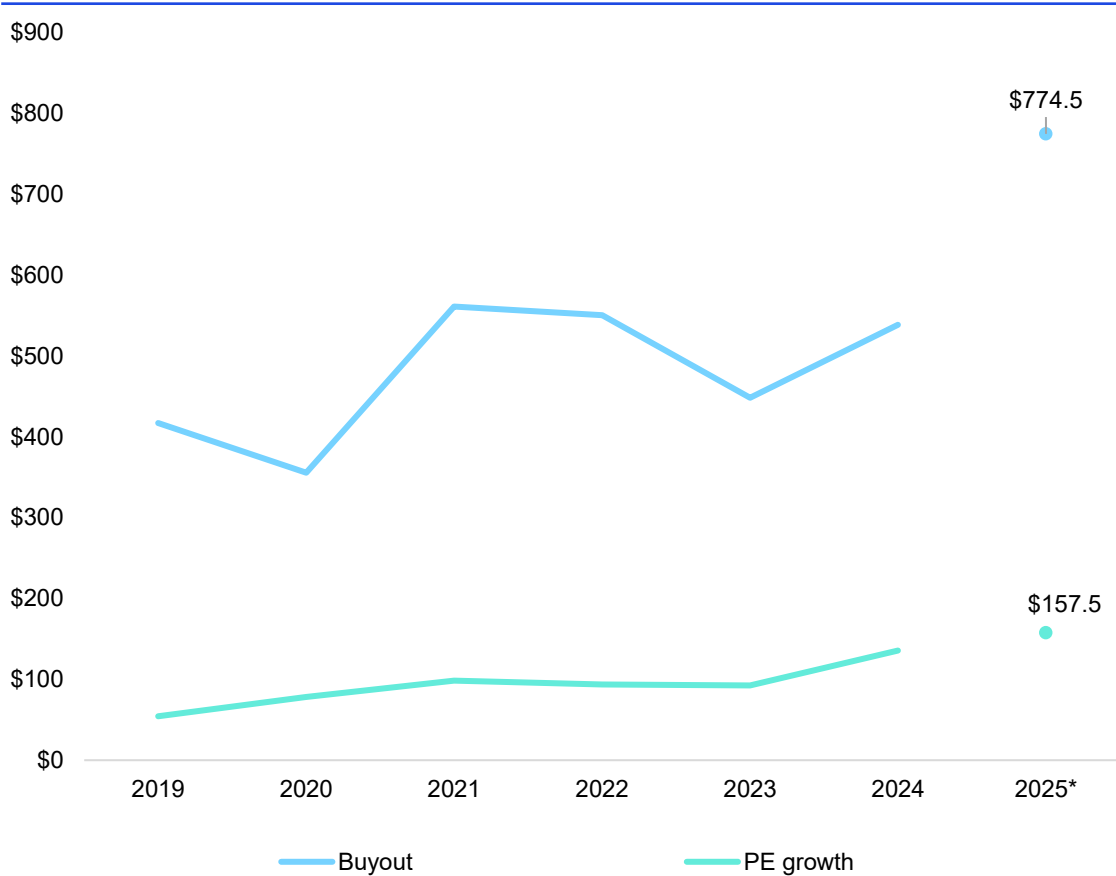
Source: Pulse of Private Equity Q2'25 KPMG analysis of global private equity activity as of June 30, 2025. Data provided by PitchBook.

# Deal sizes remain on high end

Global median PE deal size (\$M) by type



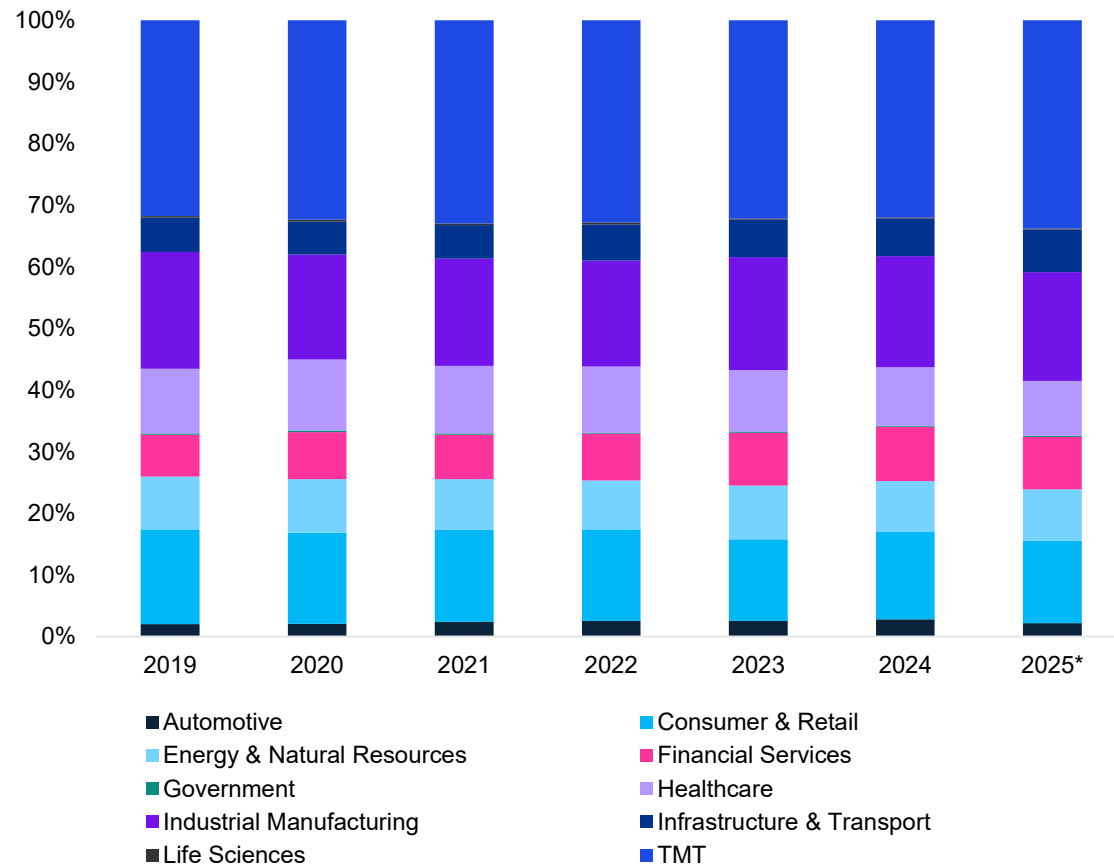
Global average PE deal size (\$M) by type



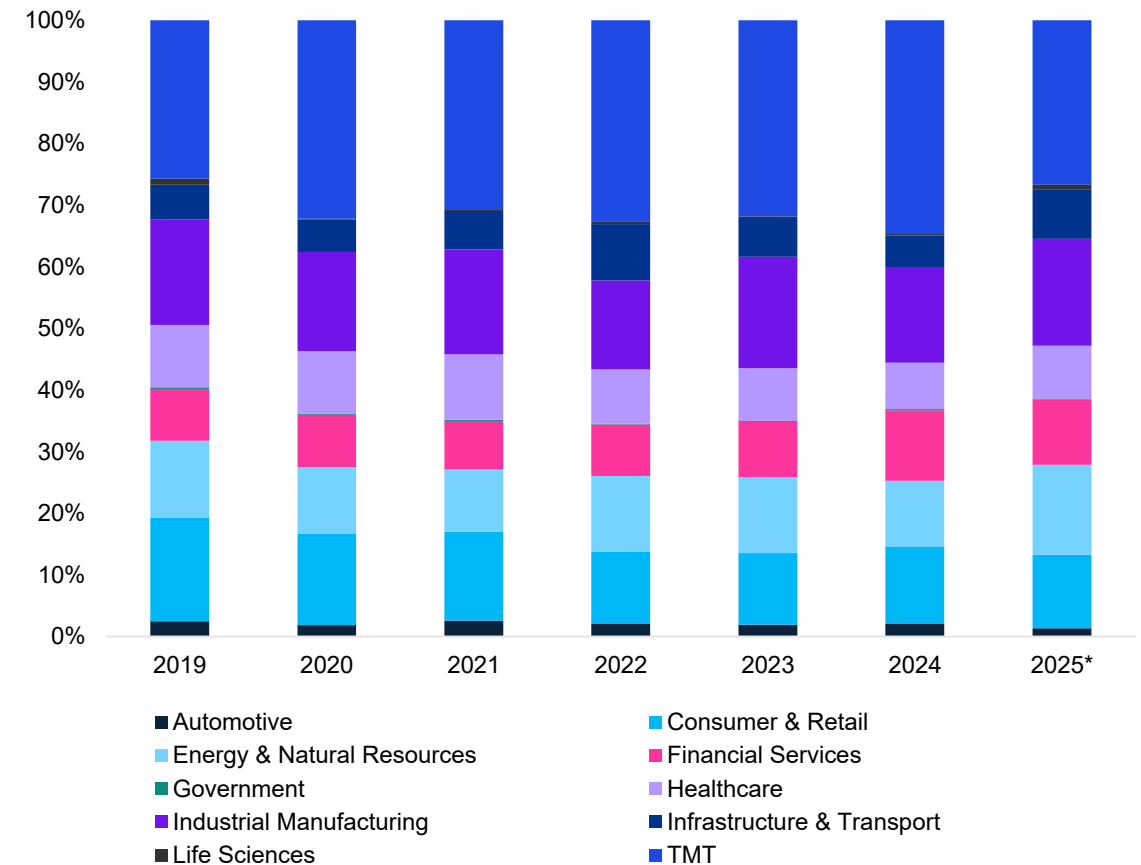
\*Source: Pulse of Private Equity Q2'25 KPMG analysis of global private equity activity as of June 30, 2025. Data provided by PitchBook.

# TMT still outdraws other sectors

Global PE deal activity (#) by sector



Global PE deal activity (\$B) by sector

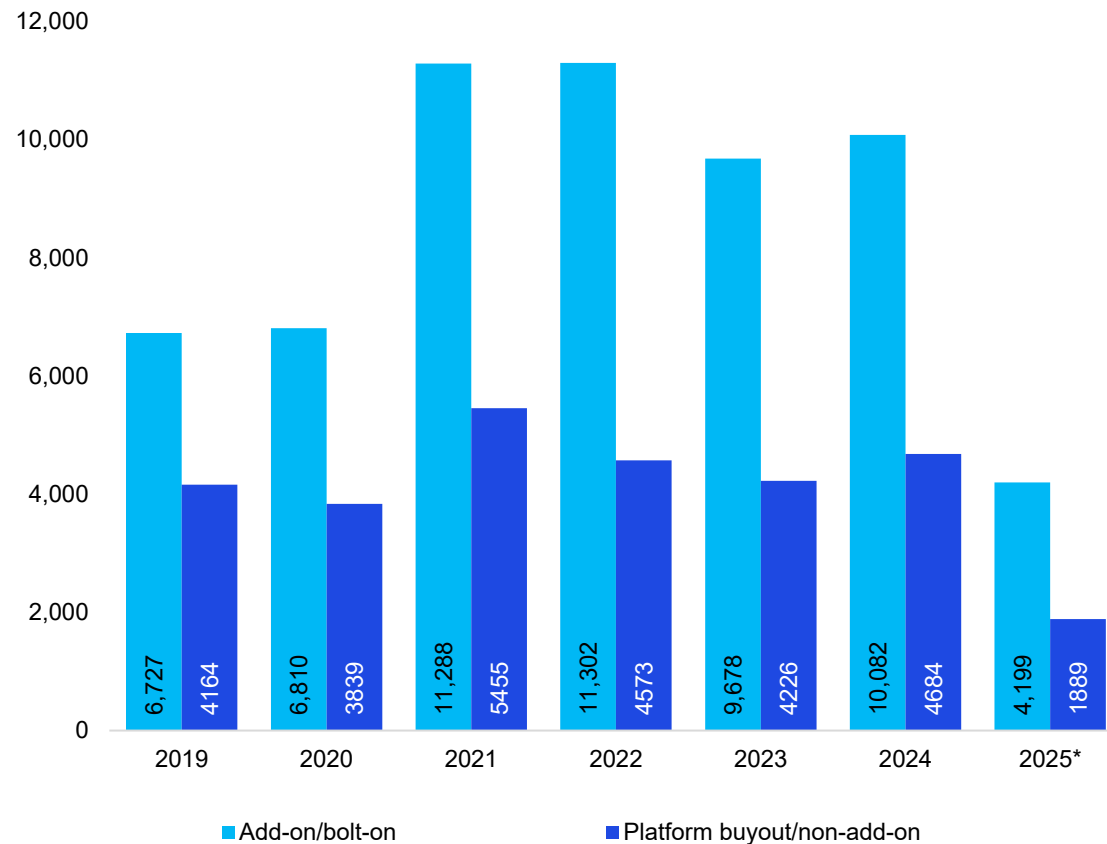


\*Source: Pulse of Private Equity Q2'25 KPMG analysis of global private equity activity as of June 30, 2025. Data provided by PitchBook.

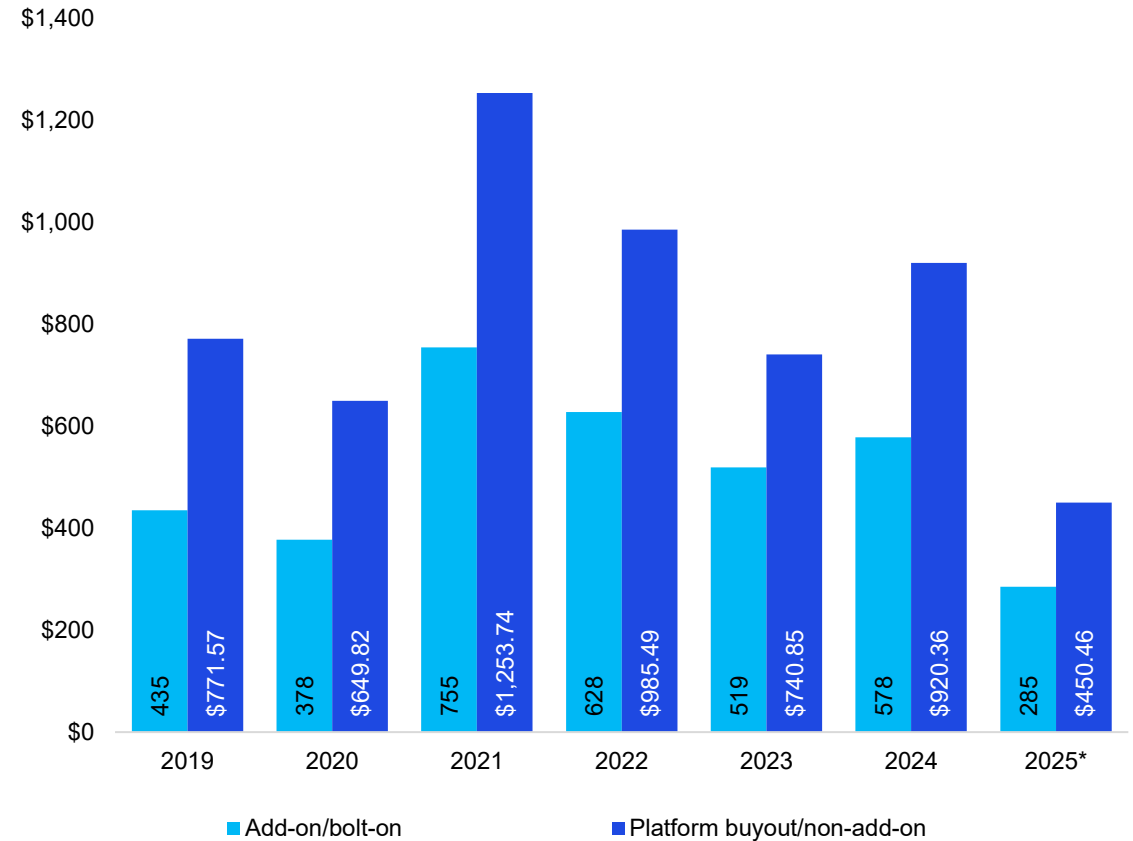


# A historic spree of add-ons is slowing

## Global PE buyouts (#) by buyout type



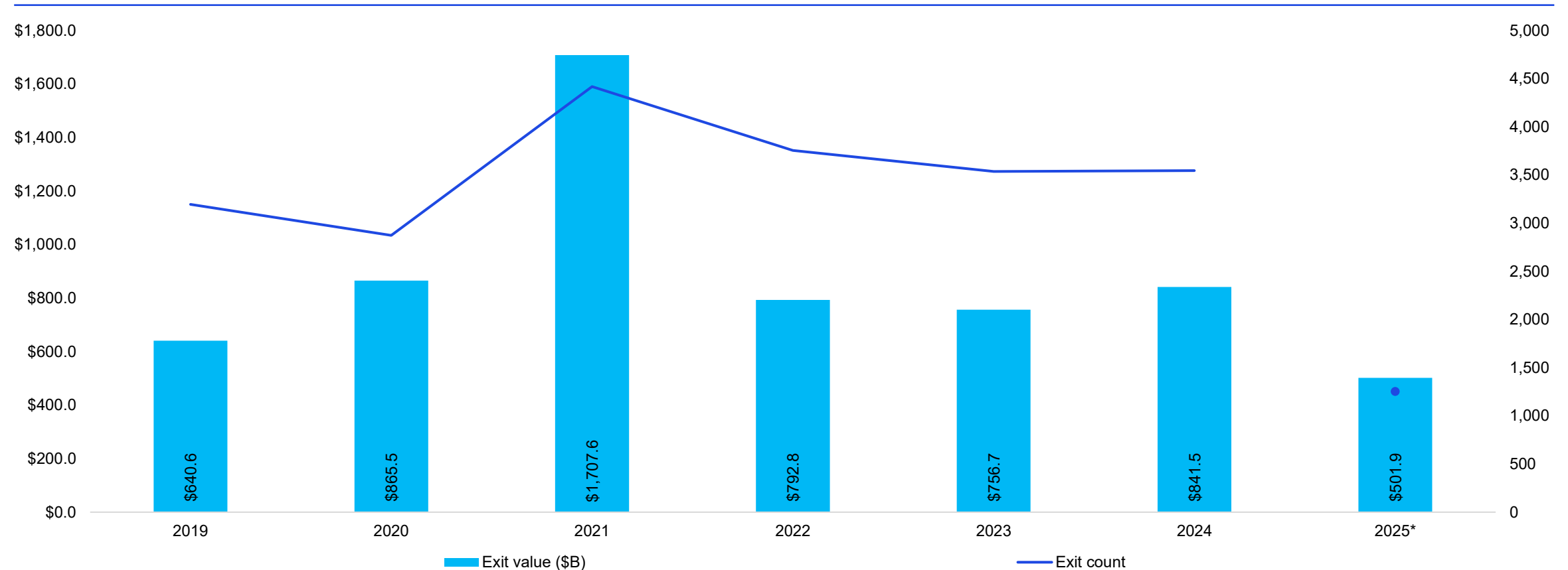
## Global PE buyouts (\$B) by buyout type



\*Source: Pulse of Private Equity Q2'25 KPMG analysis of global private equity activity as of June 30, 2025. Data provided by PitchBook.

# Exit values exhibit modest recovery

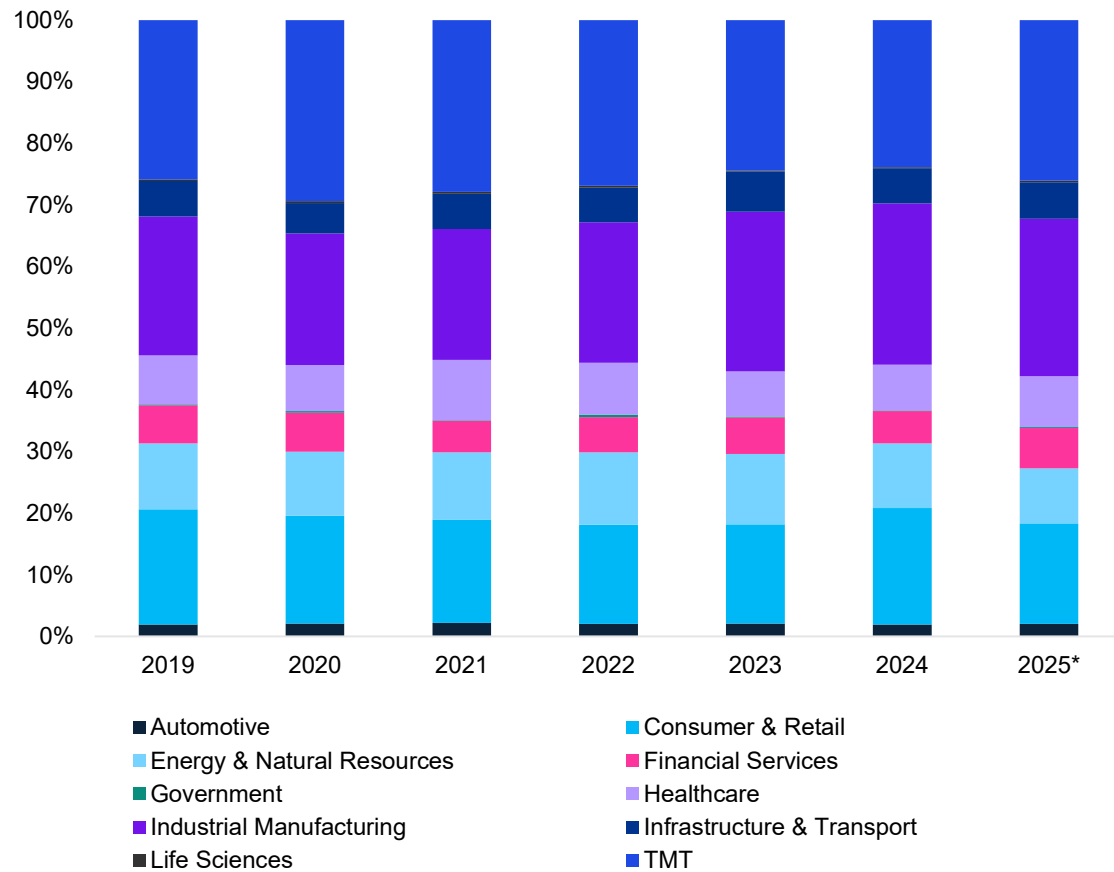
## Global PE-backed exit activity



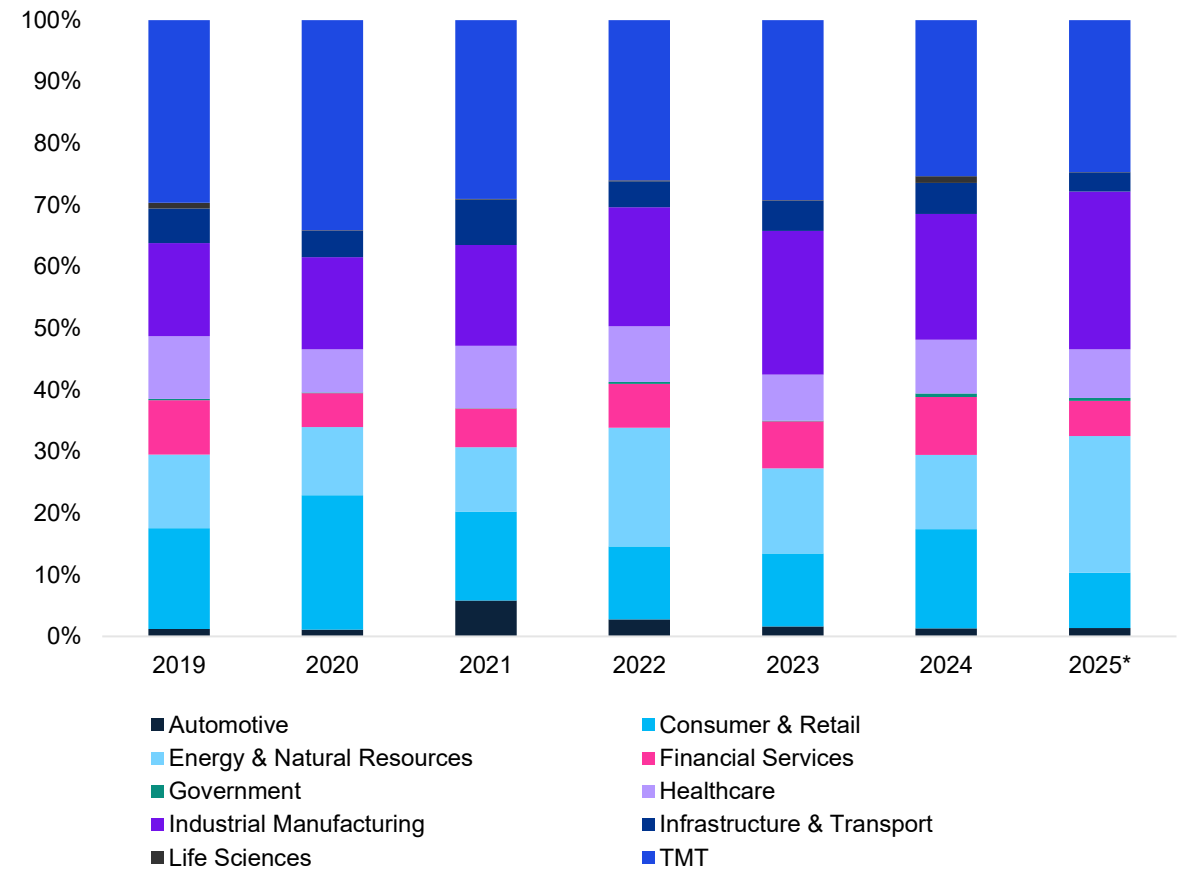
\*Source: Pulse of Private Equity Q2'25 KPMG analysis of global private equity activity as of June 30, 2025. Data provided by PitchBook.

# Energy and industrials power exit values

Global PE exit activity (#) by sector



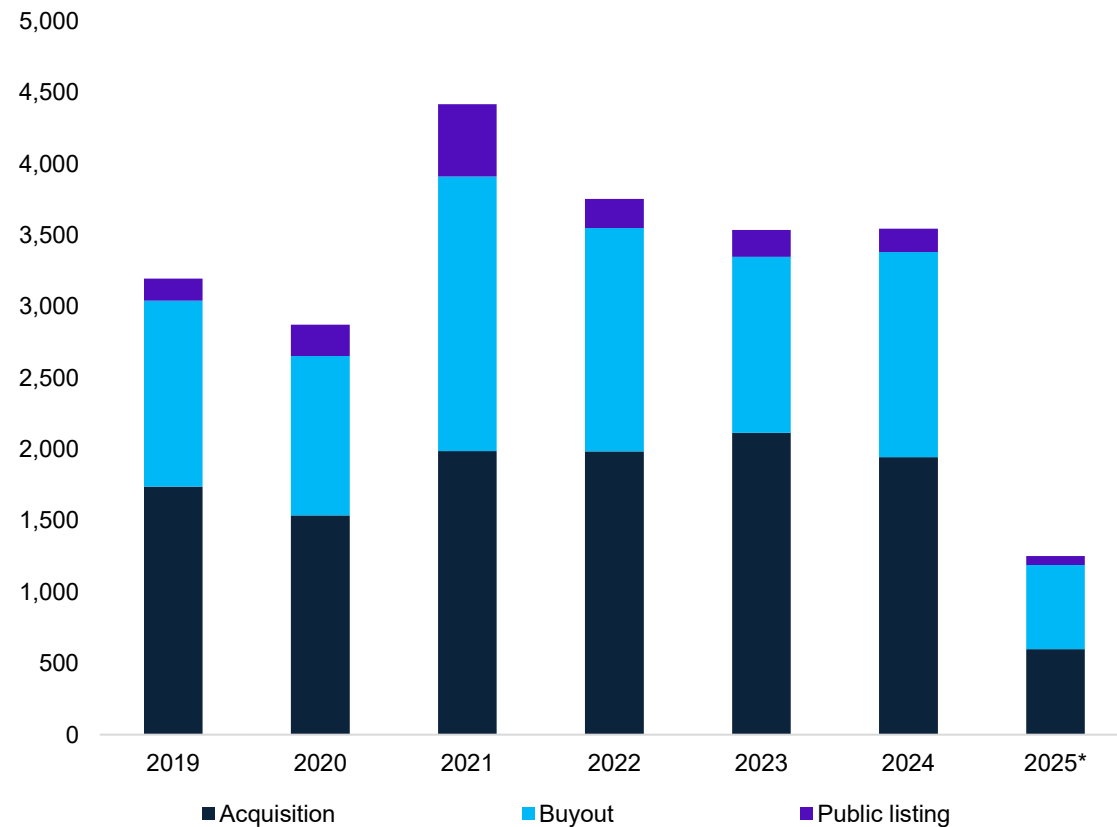
Global PE exit activity (\$B) by sector



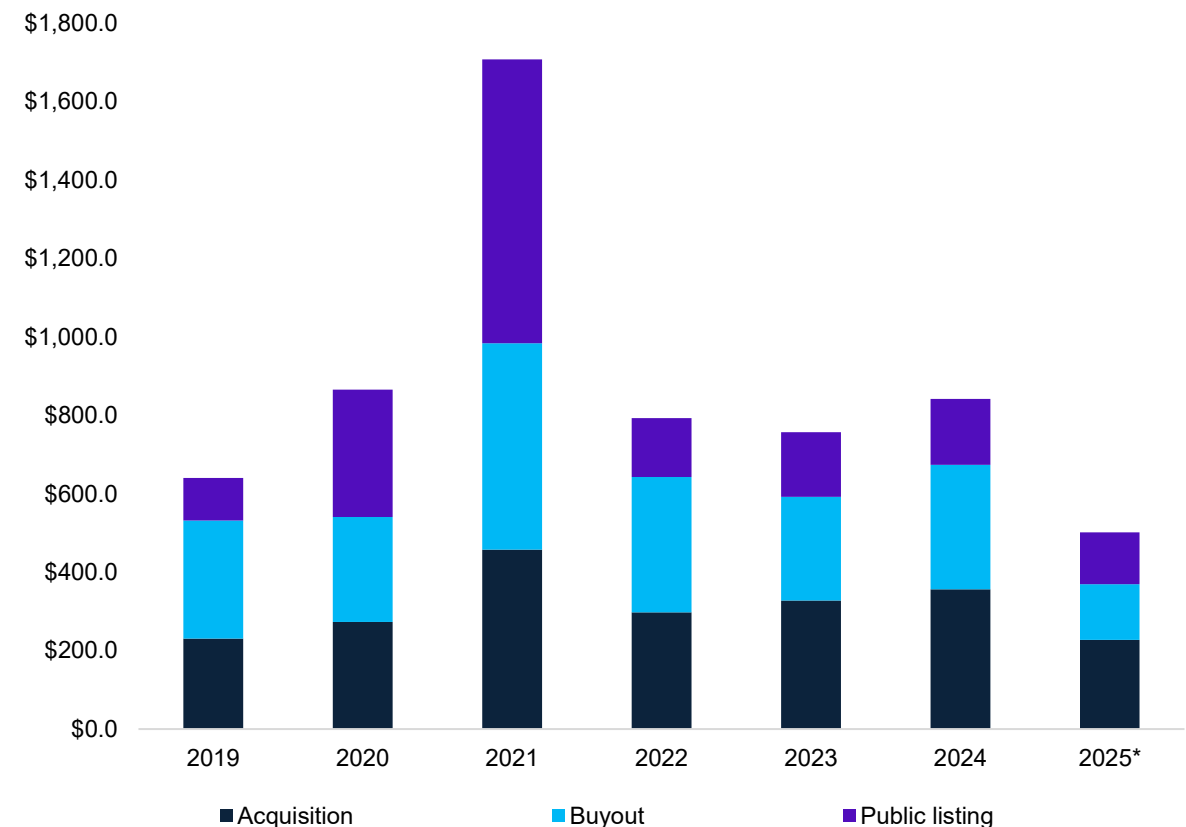
\*Source: Pulse of Private Equity Q2'25 KPMG analysis of global private equity activity as of June 30, 2025. Data provided by PitchBook.

# Public listings still boost exit value

## Global PE-backed exit activity (#) by type



## Global PE-backed exit activity (\$B) by type

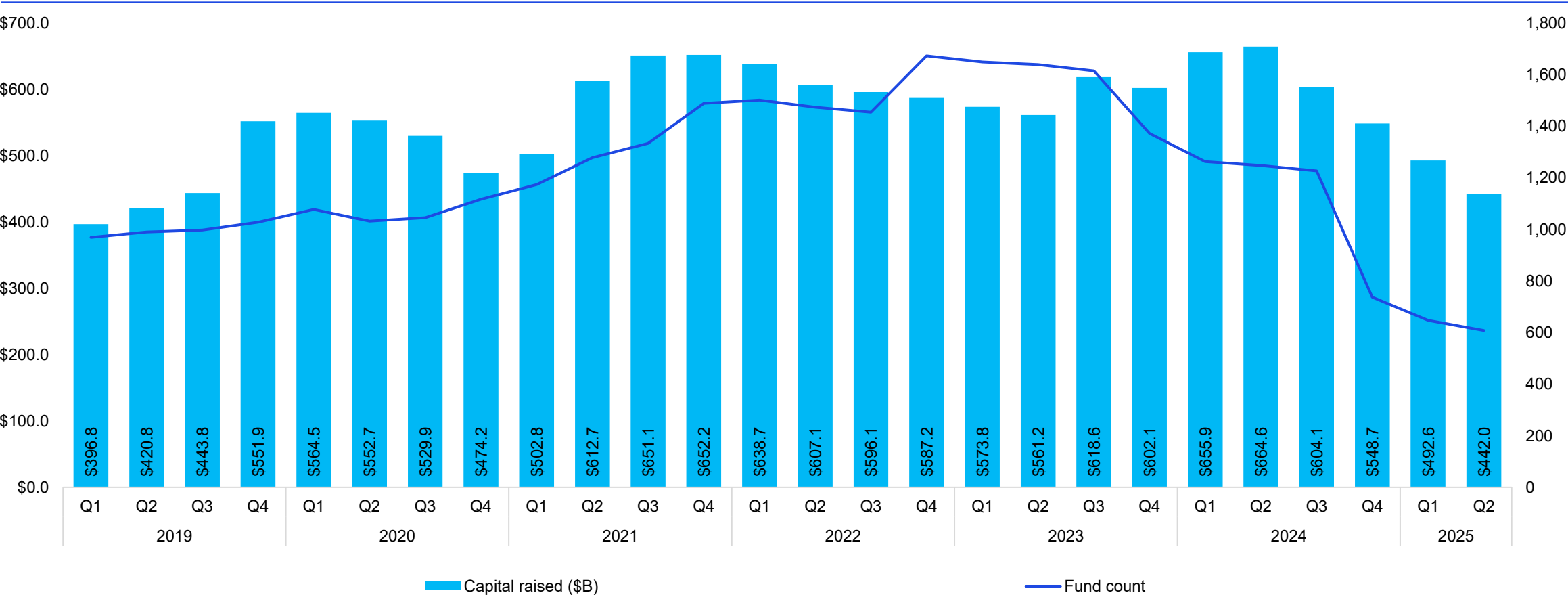


\*Source: Pulse of Private Equity Q2'25 KPMG analysis of global private equity activity as of June 30, 2025. Data provided by PitchBook.



# Fundraising count continues decline

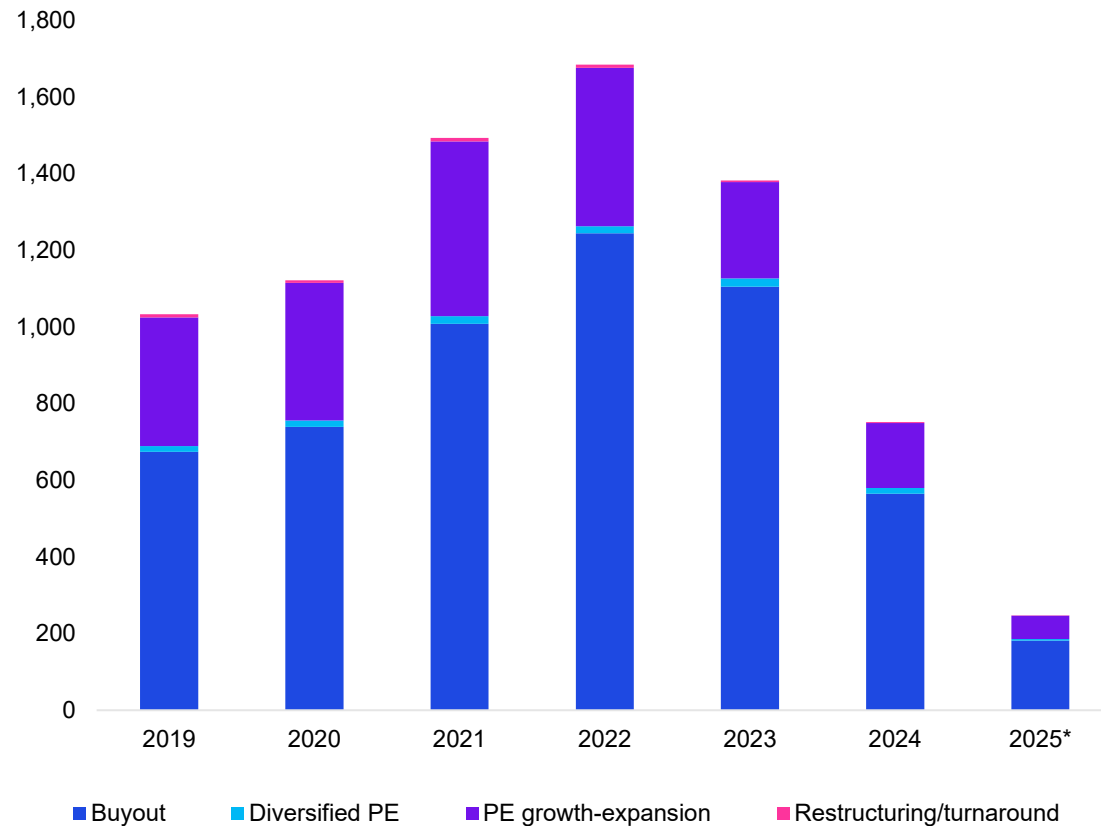
Global PE fundraising activity (rolling 12-month)



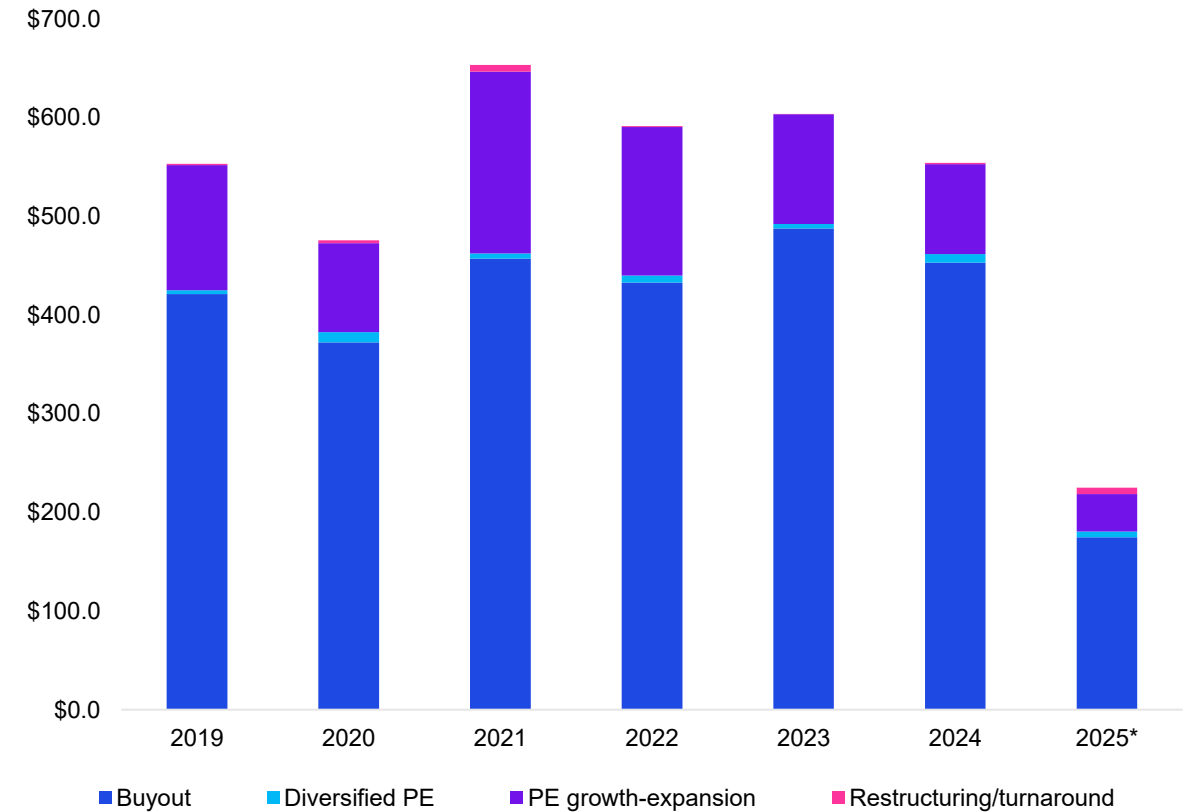
Source: Pulse of Private Equity Q2'25 KPMG analysis of global private equity activity as of June 30, 2025. Data provided by PitchBook.

# LP appetites shrink

Global PE fundraising activity (#) by type



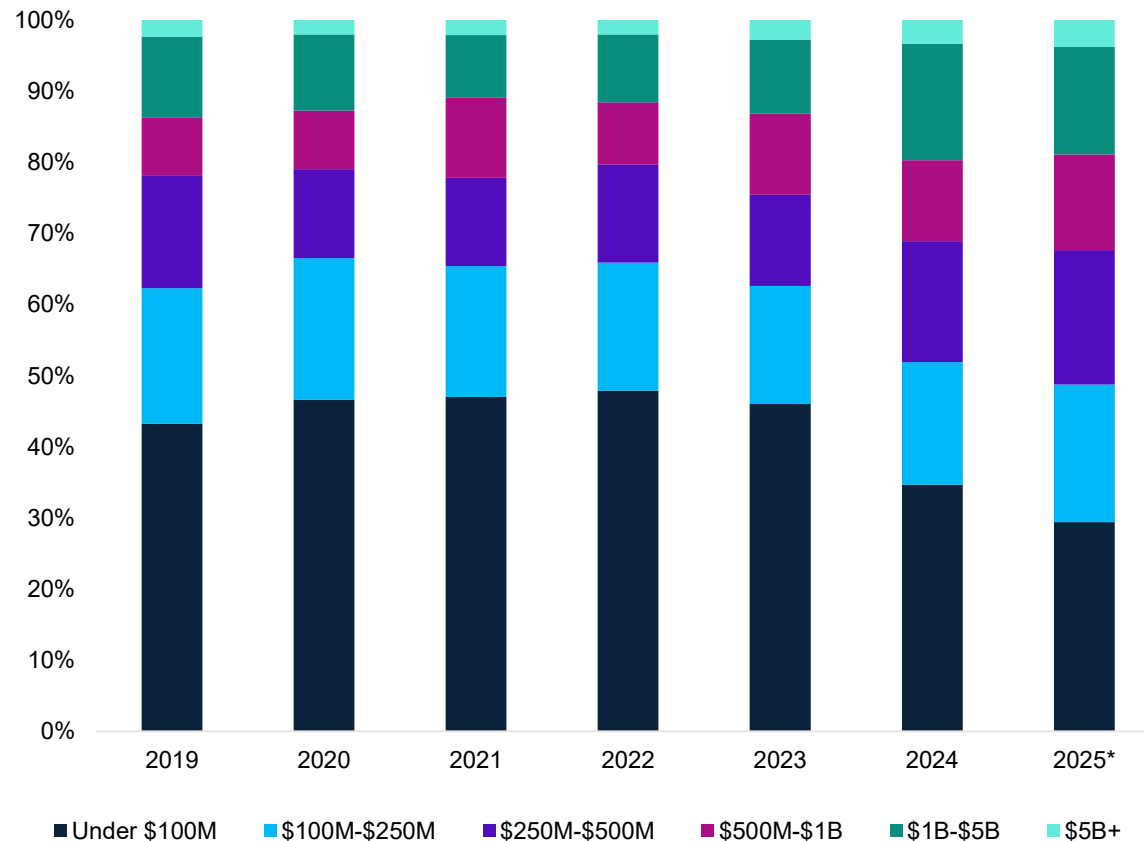
Global PE fundraising (\$B) by type



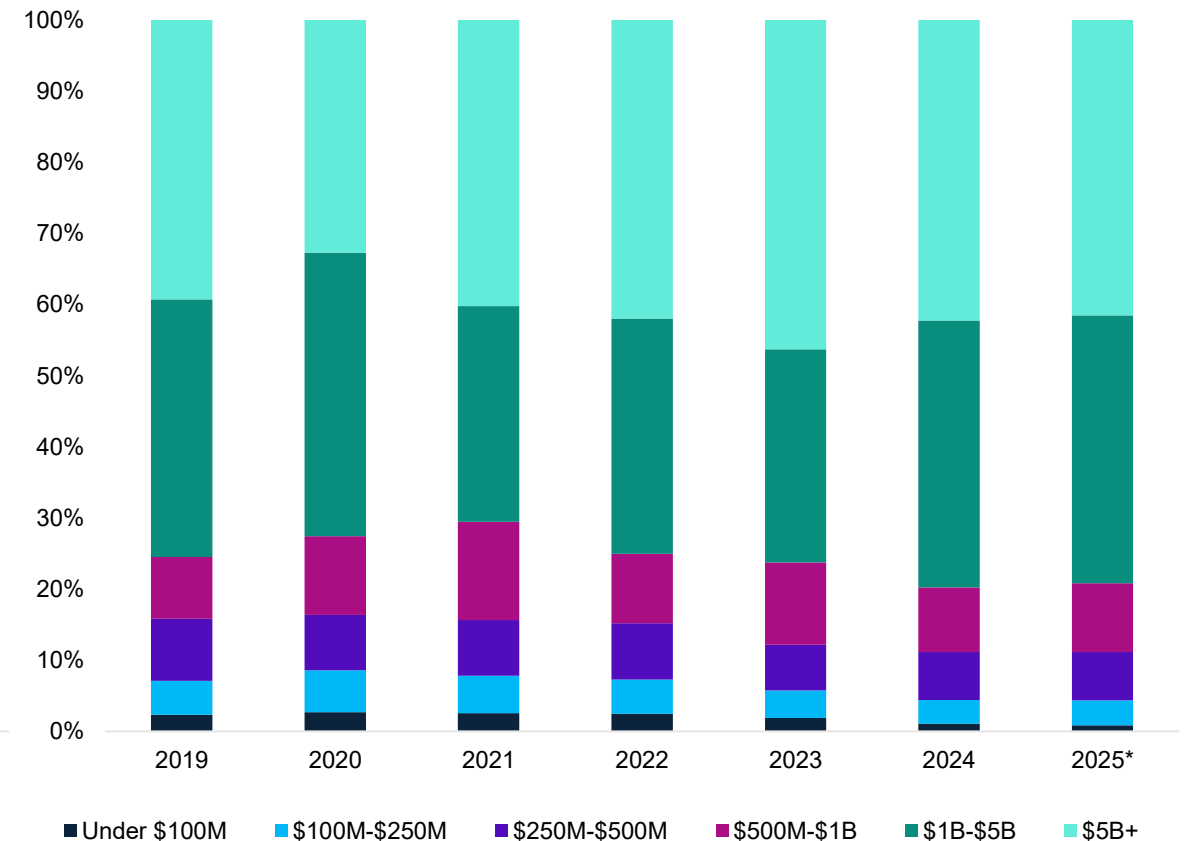
\*Source: Pulse of Private Equity Q2'25 KPMG analysis of global private equity activity as of June 30, 2025. Data provided by PitchBook.

# Midsized vehicles remain popular

Global PE fundraising activity (#) by size



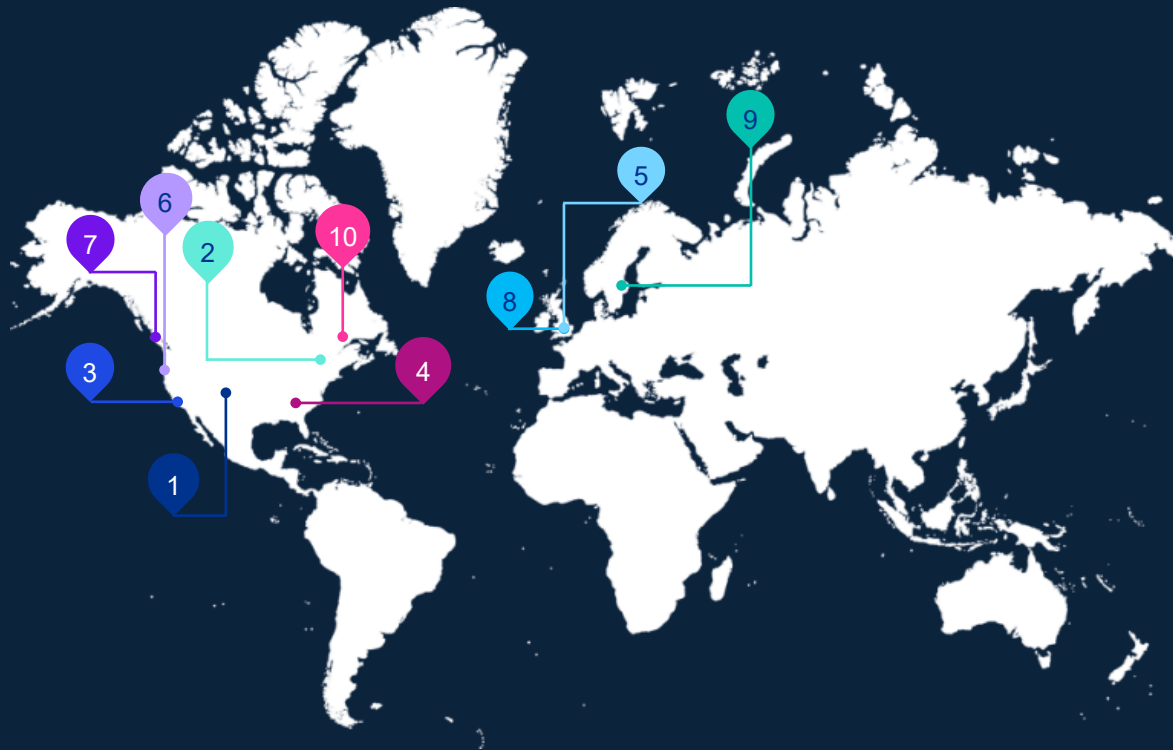
Global PE fundraising (\$B) by size



\*Source: Pulse of Private Equity Q2'25 KPMG analysis of global private equity activity as of June 30, 2025. Data provided by PitchBook.

# Global insights

## Top 10 global deals announced in Q2 2025



1. **TXNM Energy** — \$11.5B, Albuquerque, US — Buyout, *Energy holding*
2. **Boeing Digital Aviation Solutions/Jeppesen Sanderson** — \$10.55B, Arlington, US — Corporate divestiture, *Aerospace*
3. **Skechers USA** — \$9.4B, Manhattan Beach, US — Public-private, *Footwear*
4. **Colonial Pipeline** — \$9B, Alpharetta, US — Buyout, *Energy*
5. **Spectris** — \$5.1B, London, UK — Public-private, *Instrumentation*
6. **Altera** — \$4.5B, San Jose, US — Buyout, *Semiconductors*
7. **Wells Fargo Rail Leasing** — \$4.4B, San Francisco, US — Corporate divestiture, *Rail*
8. **OSTTRA Group** — \$3.1B, London, UK — Buyout, *Financial software*
9. **Karo Healthcare** — \$2.8B, Stockholm, Sweden — Secondary buyout, *Pharmaceuticals*
10. **HealthEdge** — \$2.6B, Burlington, US — Corporate divestiture, *Communications & networking*

Source: Pulse of Private Equity Q2'25 KPMG analysis of global private equity activity as of June 30, 2025. Data provided by PitchBook.



02

**In Q2'25, Americas  
PE-announced  
deals amounted  
to \$214B across  
1,771 transactions**



# Americas overview

The Americas saw PE investment slide from \$319.8 billion to \$213.9 billion between Q1'25 and Q2'25, while the number of deals fell from 2,260 to 1,771 — 6-quarter and 20-quarter lows, respectively — as PE investors became more cautious in the face of a surge in geopolitical and trade uncertainties. Despite these declines, the Americas continued to account for the largest share of PE activity globally — attracting 59 percent of all PE investment and 47 percent of all deals during the quarter.

## US dominates PE investment in the Americas

The US accounted for the largest share of PE investment in the Americas during Q2'25, with \$201.97 billion in proposed PE deployment across 1,608 deals. While a decline compared to the \$264.5 billion seen in Q1'25, the sentiment of PE investors in the US remained relatively strong, with robust book activity, if a slowdown in signed deals, as many wait for the evolving tariff policies to settle so they can incorporate them into deal decision-making.

Canada, meanwhile, saw a particularly steep fall in PE investment, with just \$6.05 billion in proposed deal value during Q2'25 — the lowest amount seen since Q3'20.

## PE investment outside of US dries up in face of US tariff uncertainty

PE investment in the Americas outside of the US totaled \$11.9 billion across 163 deals in Q2'25 — down significantly from the \$55.3 billion across 221 deals seen in Q1'25. The downturn reflects the level of uncertainty rising to a new level in the wake of US tariffs. PE activity outside of the US slowed dramatically for much of the quarter, although there was some optimism that trade negotiations were progressing and that there would be regional or bilateral trade agreements in the near future that could help steady the turmoil and uncertainties in the market.

Currently, many PE investors in the region are focused internally — assessing how their portfolios will or may be impacted by changes in trade policy and looking at how best to incorporate how businesses might be affected by tariffs into their due diligence processes.

“

Given the ongoing geopolitical uncertainties and trade negotiations happening across the Americas, the pullback in PE investment this quarter was not unexpected — with the jurisdictions outside of the US seeing the steepest declines. But PE investors in the region aren't standing still. Many are already examining how their portfolios might be affected by trade policy changes, how tariffs might affect business operations, and how they can better diversify their investments to increase resilience. They're also prioritizing at domestic-focused businesses — which could spur deals over the next few months even should trade negotiations take longer than hoped. ”



**Jean-Pierre Trouillot**  
Partner, Advisory Leader  
for Latin America  
KPMG in the US

# Americas overview

## Sectors protected from trade concerns see most interest in Q2'25

Across the Americas, companies operating in sectors seen to be less at risk of shifting tariff policies saw more interest from PE investors in the first half of the year than companies operating in sectors more exposed to tariffs. In particular, energy and infrastructure saw robust levels of funding in the first six months of the year, with \$22 billion and \$25.1 billion in PE investment respectively occurring in jurisdictions in the Americas outside of the US. The US also saw robust investment in these areas, with \$43.4 billion in PE investment in the energy sector and \$31.1 billion in the infrastructure sector. Business services also continued to see interest from PE investors in the Americas, including in areas like accounting.

## PE investment in Canada dries up in Q2'25 as investors pull back in face of trade uncertainty

PE investment in Canada saw a very sharp pullback in investment in Q2'25, driven primarily by the increase in uncertainty related to US tariff policies. Deal value for the

quarter plummeted from \$27.8 billion in Q1'25 to a 19-quarter low of \$6.05 billion in Q2'25. Deal volume also saw a steep fall — from 149 deals in Q1'25 to a 20-quarter low of 104 in Q2'25. It is expected that PE activity in Canada will remain quite dry until the uncertainties related to tariffs are stabilized.

## Latin America sees PE dealmaking take a pause — particularly in Mexico

Latin America felt a sharp decline in PE activity right from the beginning of Q2'25, driven by the US's evolving tariff strategy. Many transactions that had been in play up to that point were paused as one or both parties to a given transaction decided to halt discussions until they have a clearer view of the future. As different countries entered trade negotiations with the US, some of the transactions came back later in the quarter, although with a much slower and more cautious bent to discussions and negotiations.

## Market participants in Mexico optimistic about long-term benefit of trade shifts

Mexico had an incredibly challenging quarter in Q2'25, with major declines in both activity and proposed investments — not only from PE investors, but from corporates as well. That said, there is some hope in Mexico that any impact of global trade shifts will be positive for the country over the long term should North American businesses look to shift their supply chains closer to home and US companies look to nearshore activities that are not cost effective to conduct within the US.



# Americas overview



## Trends to watch for in Q3'25

Heading into Q3'25, the key area to watch in the Americas will be whether tariff uncertainties stabilize. Should trade agreements get finalized or the region sees more certainty as to the level of tariffs being applied on certain goods, PE investment will likely bounce back.

The recent passage of the “Big Beautiful Bill” in the US will bring a range of implications for the private equity sector — largely positive. Private equity was spared from major disruption, as the treatment of carried interest remains unchanged. The bill simplifies compliance with financial regulations — such as easing Dodd-Frank obligations and repealing Section 958(b)(4), which had complicated international tax structures — reducing administrative burdens and costs for portfolio companies with global operations.

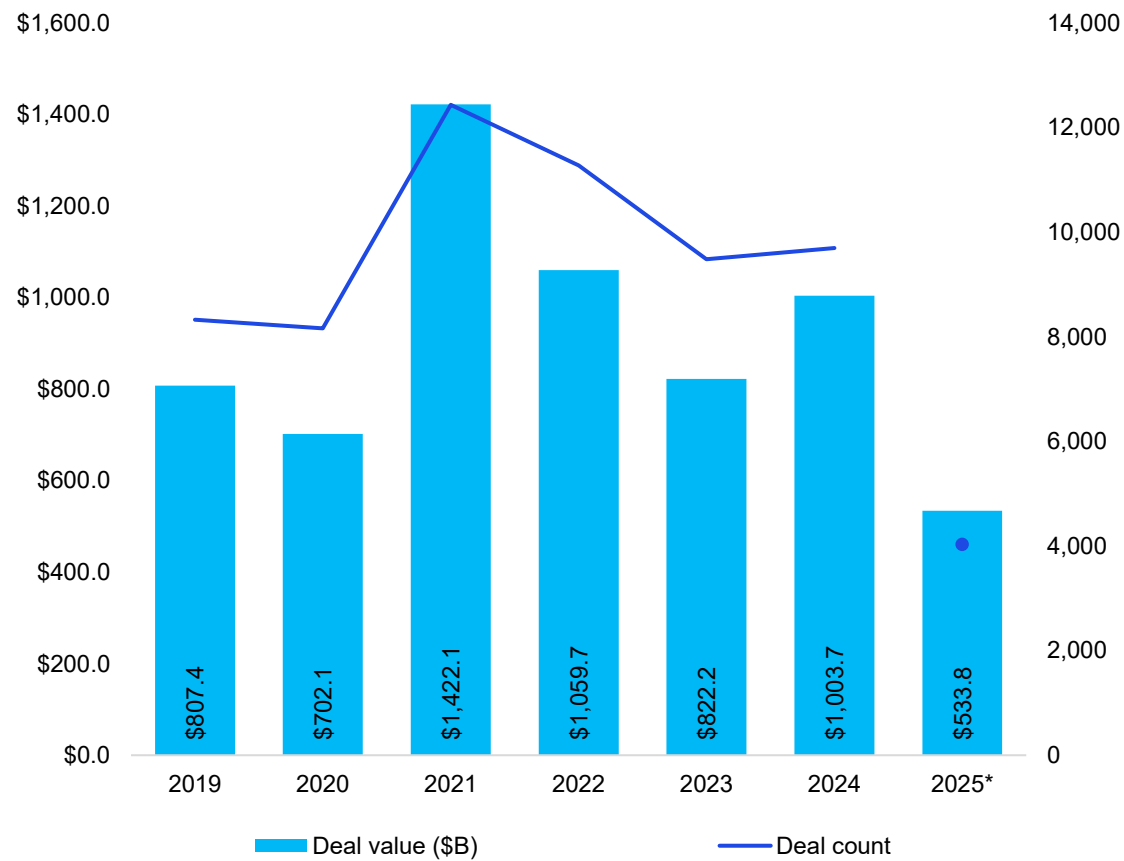
Sector-specific provision may open new investment opportunities, particularly in aerospace and defense, where increased funding for next-gen programs may drive M&A activity. Similarly, advancements in AI — especially technologies tied to defense — are expected to benefit from spillover investment.

Across the Americas, domestic-focused businesses are expected to see more interest from PE investors until trade uncertainties stabilize both due to their lower level of exposure to trade risks and as PE investors look to diversify their investments in order to better protect themselves against geopolitical and trade uncertainties in the future.

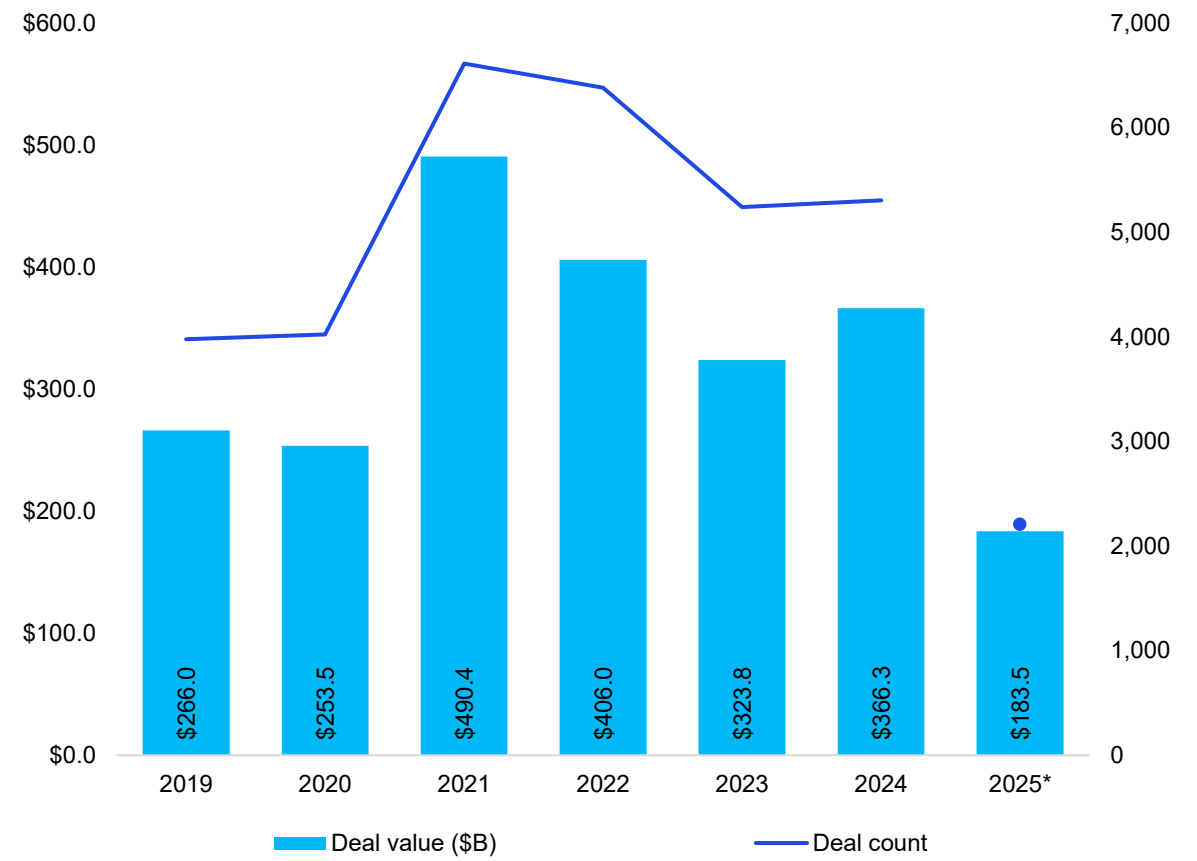
While PE investment in Latin Americas is expected to remain subdued over the short term until tariff uncertainties play out, in Mexico in particular there is a sense that over the medium and long term, Mexico-based businesses will benefit from shifting trade conditions — which would have a complementary effect on PE investment.

# Volume pacing to roughly match 2024

## Americas PE deal activity



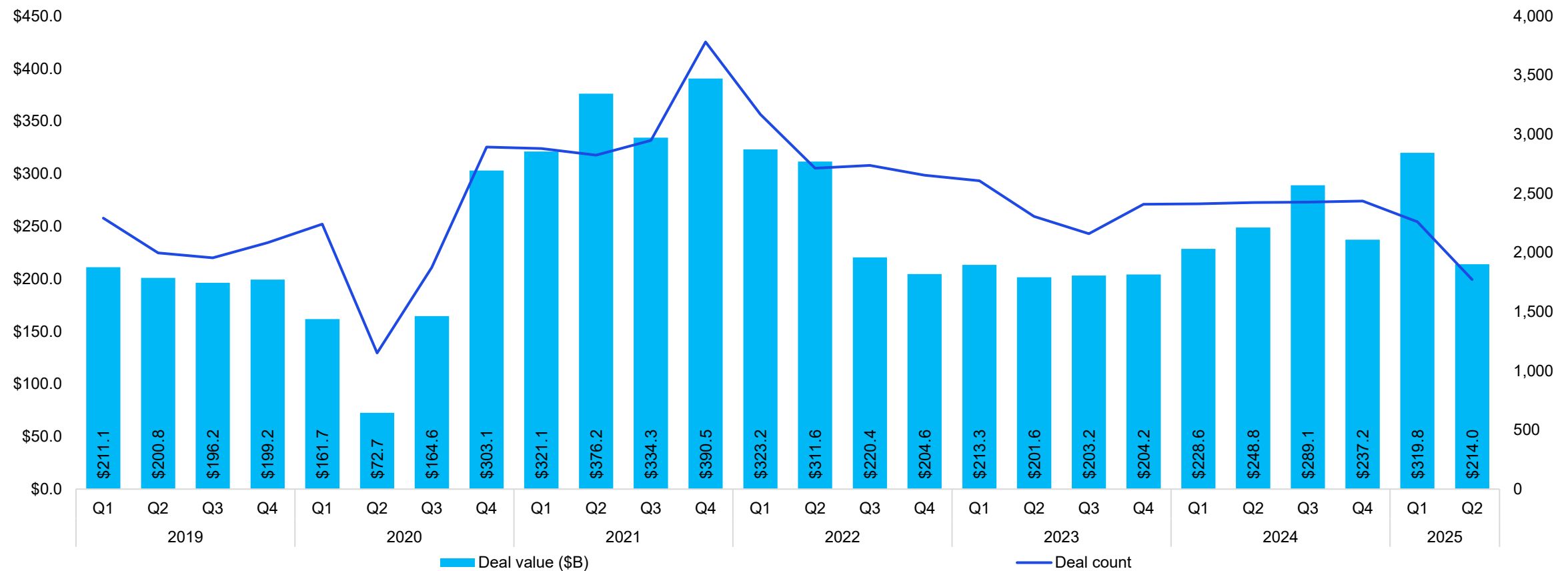
## Americas PE add-on/bolt-on activity



\*Source: Pulse of Private Equity Q2'25 KPMG analysis of global private equity activity as of June 30, 2025. Data provided by PitchBook.

# After a blockbuster Q1, tallies subside

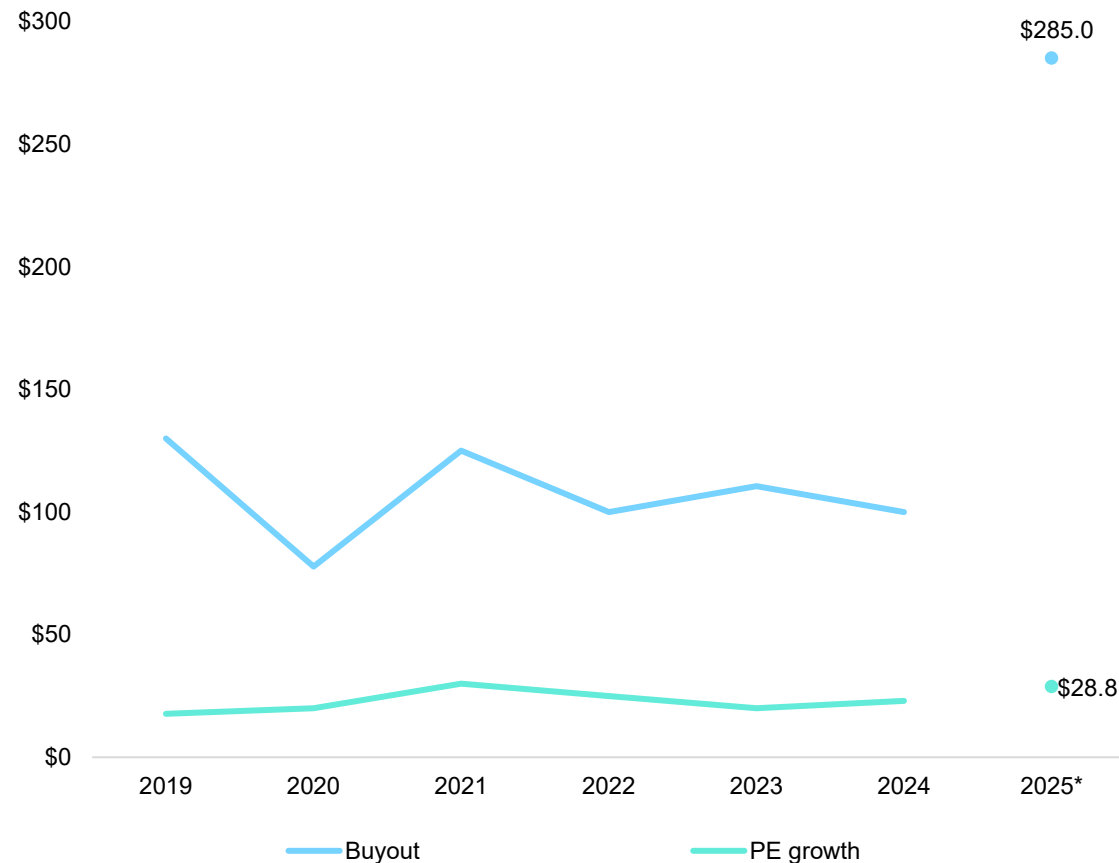
## Americas PE deal activity



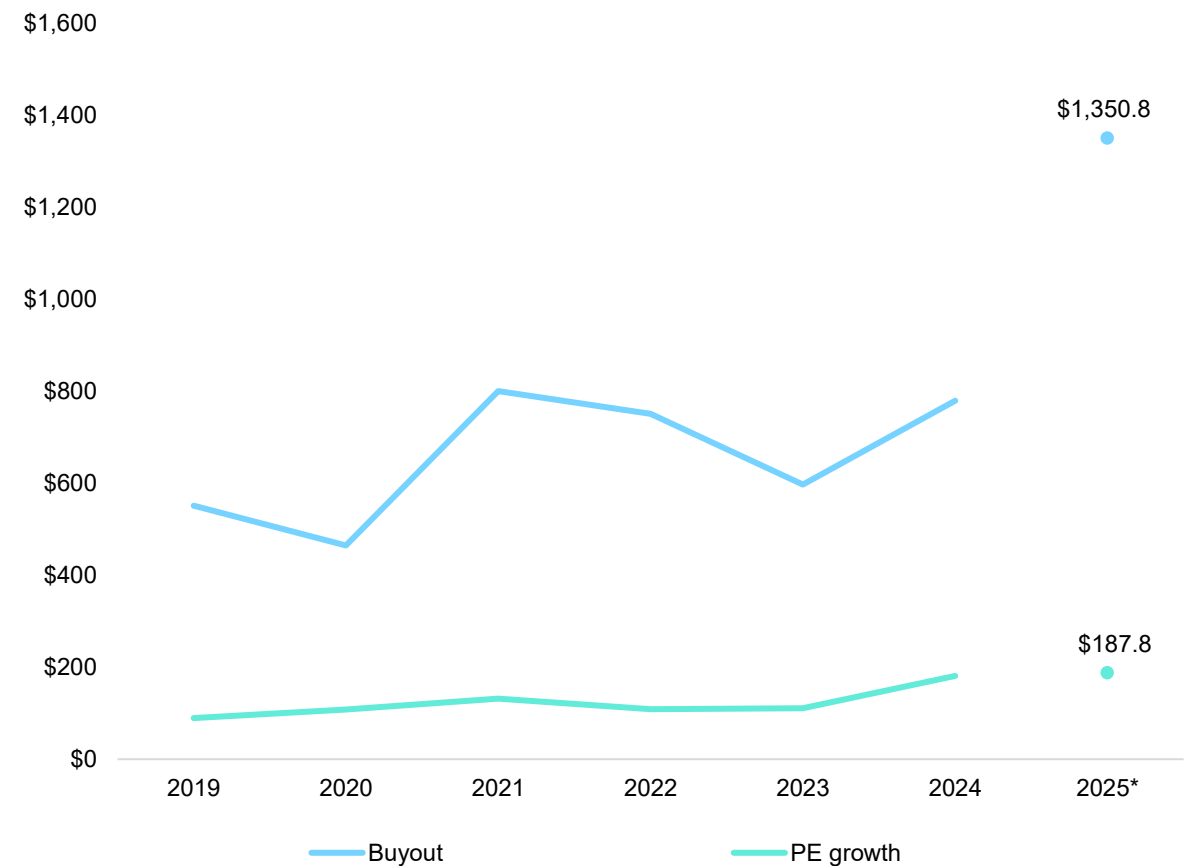
Source: Pulse of Private Equity Q2'25 KPMG analysis of global private equity activity as of June 30, 2025. Data provided by PitchBook.

# Investors pay up for select targets

## Americas median PE deal size (\$M) by type



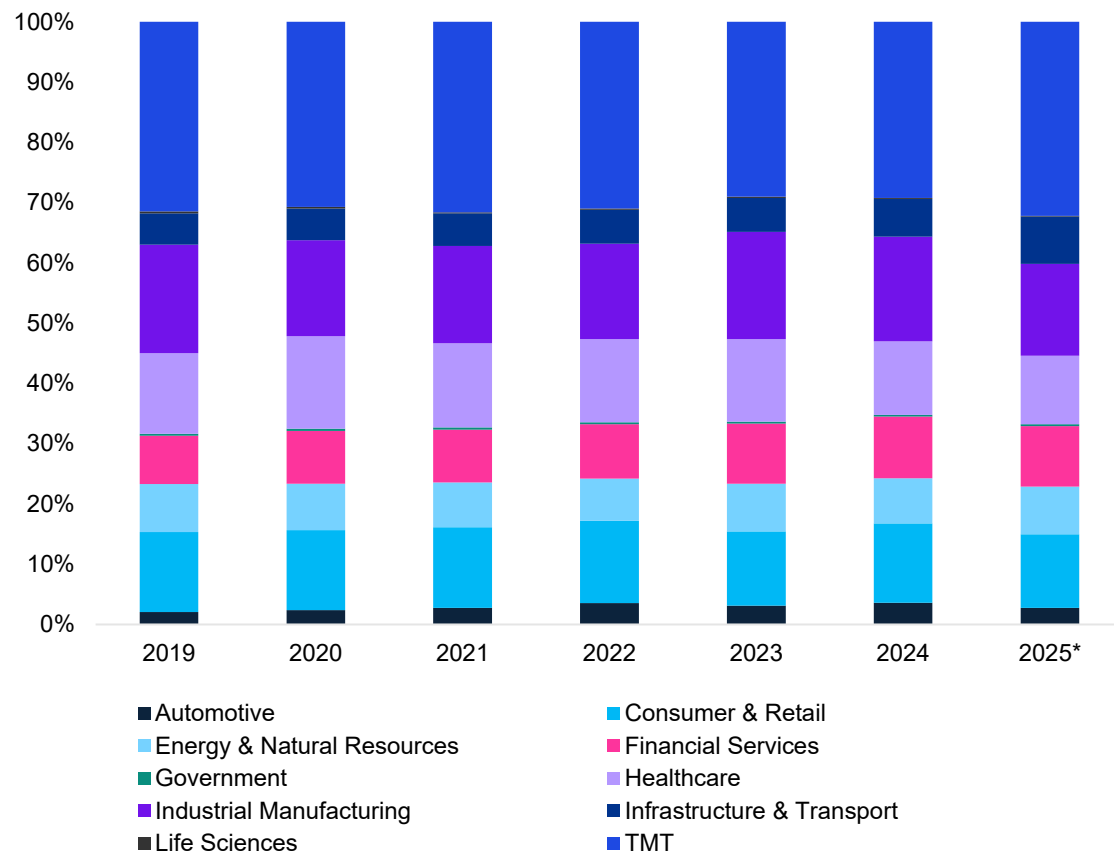
## Americas average PE deal size (\$M) by type



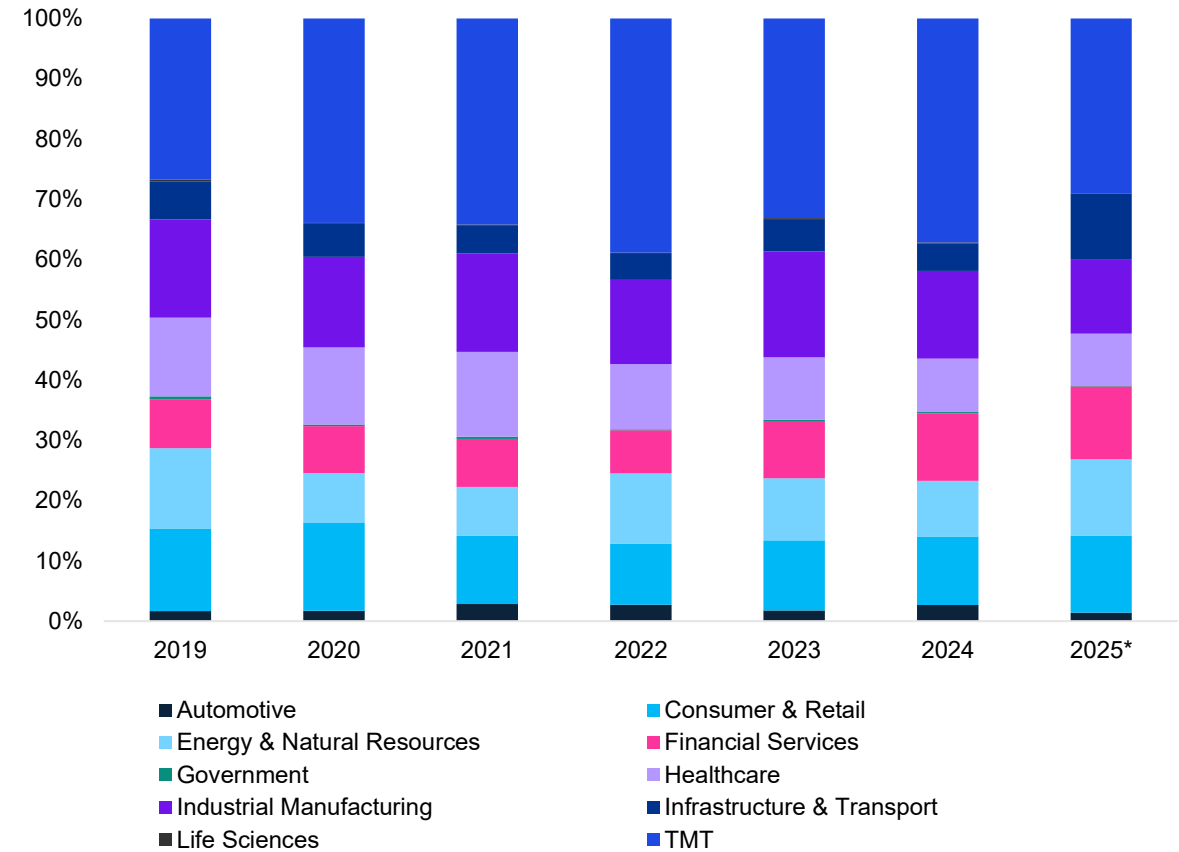
\*Source: Pulse of Private Equity Q2'25 KPMG analysis of global private equity activity as of June 30, 2025. Data provided by PitchBook.

# Energy and infrastructure propel deal values

Americas PE deal activity (#) by sector



Americas PE deal activity (\$B) by sector

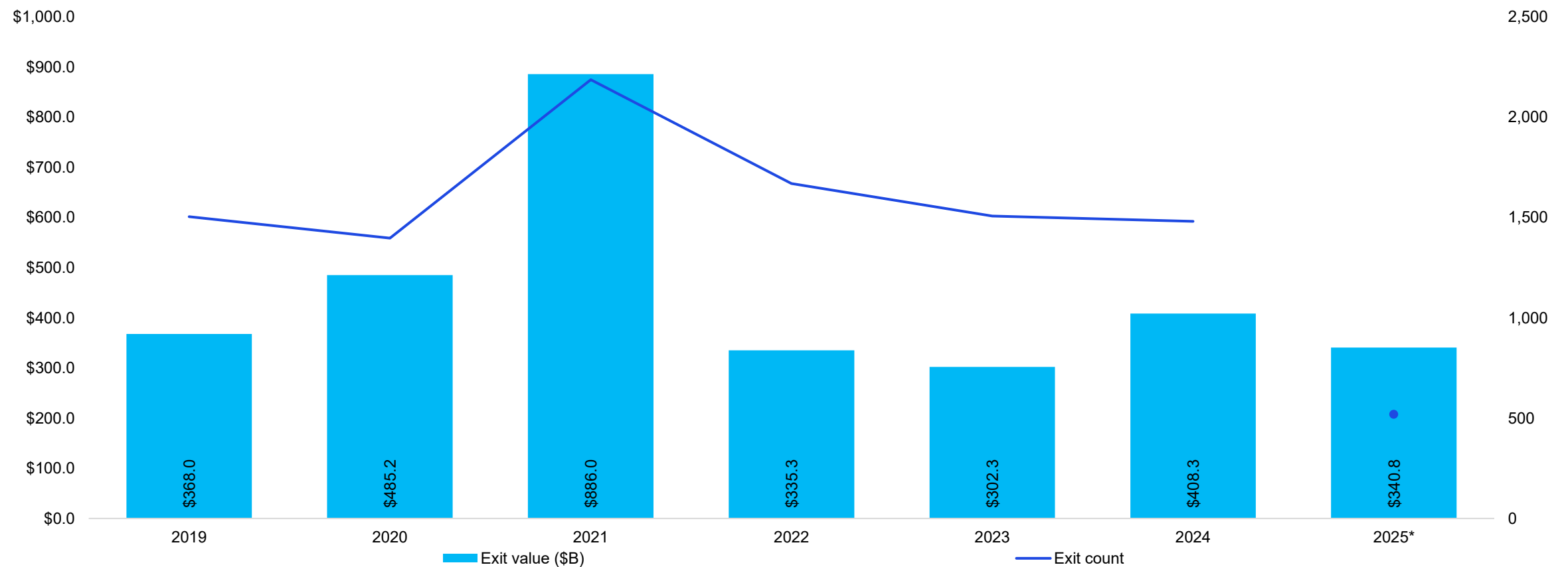


\*Source: Pulse of Private Equity Q2'25 KPMG analysis of global private equity activity as of June 30, 2025. Data provided by PitchBook.



# Exits continue surge

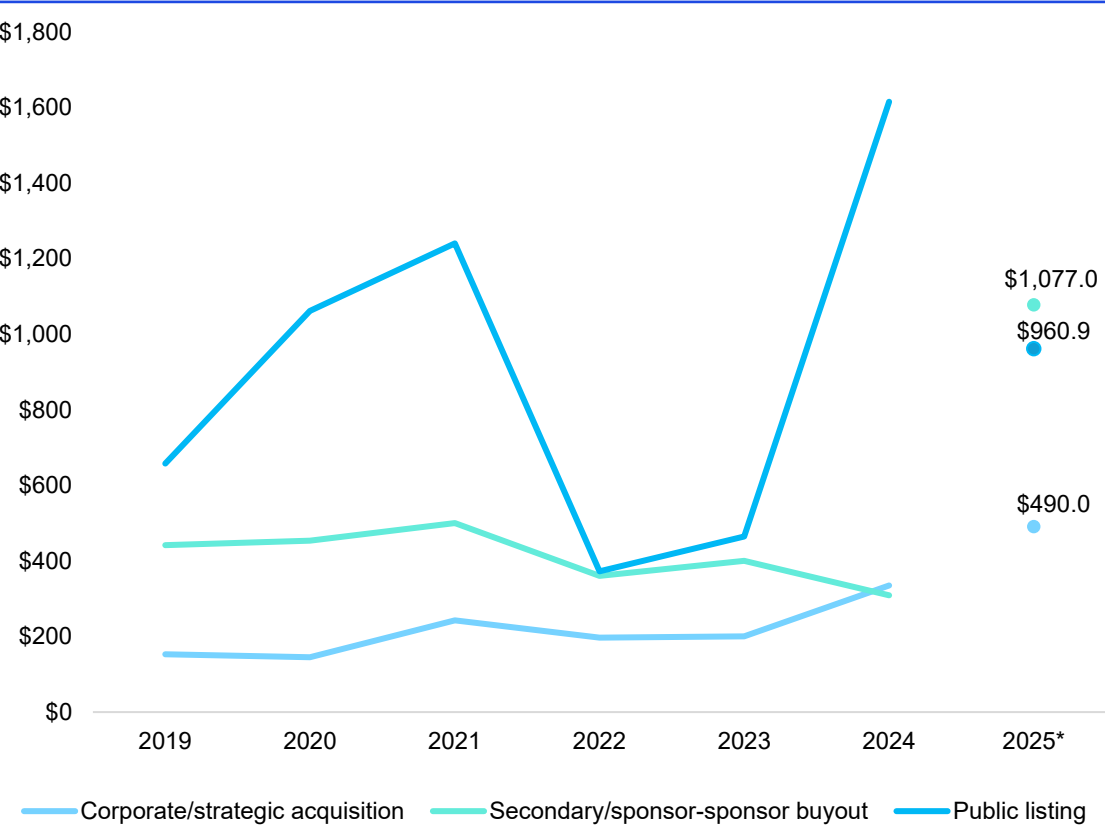
## Americas PE-backed exit activity



\*Source: Pulse of Private Equity Q2'25 KPMG analysis of global private equity activity as of June 30, 2025. Data provided by PitchBook.

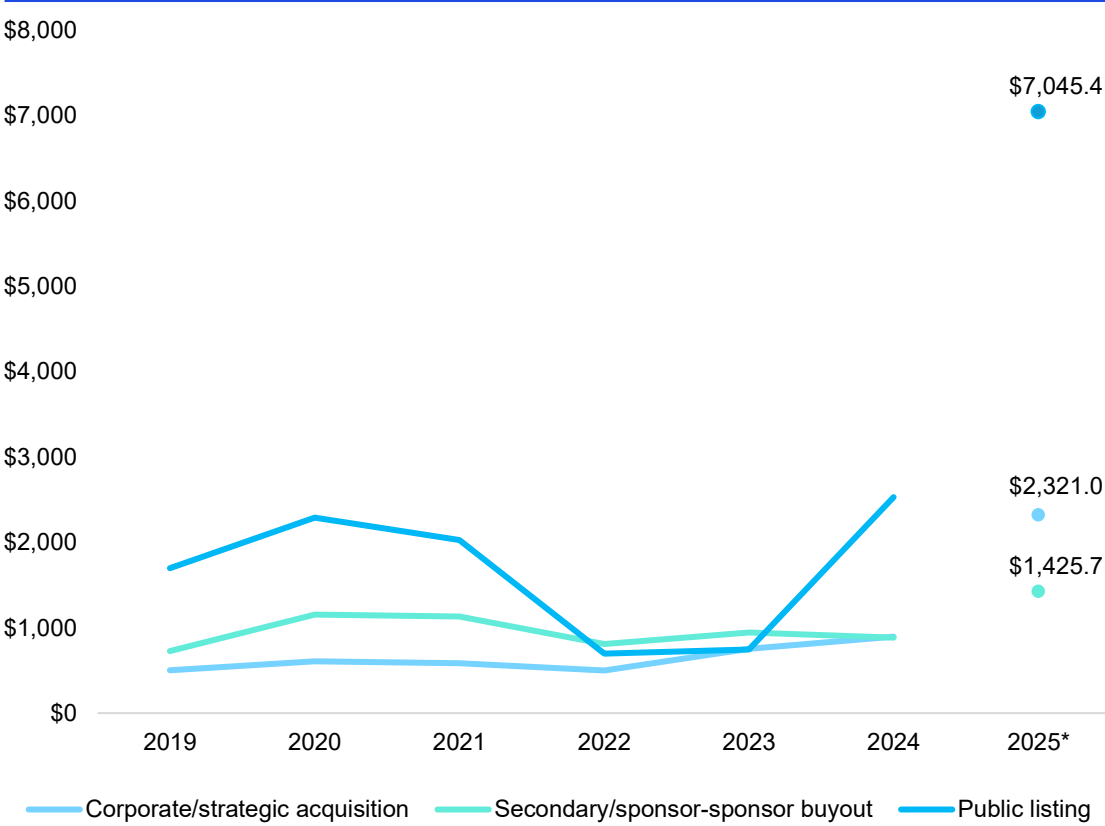
# Exit sizes tilt upward

Americas median PE exit size (\$M) by type



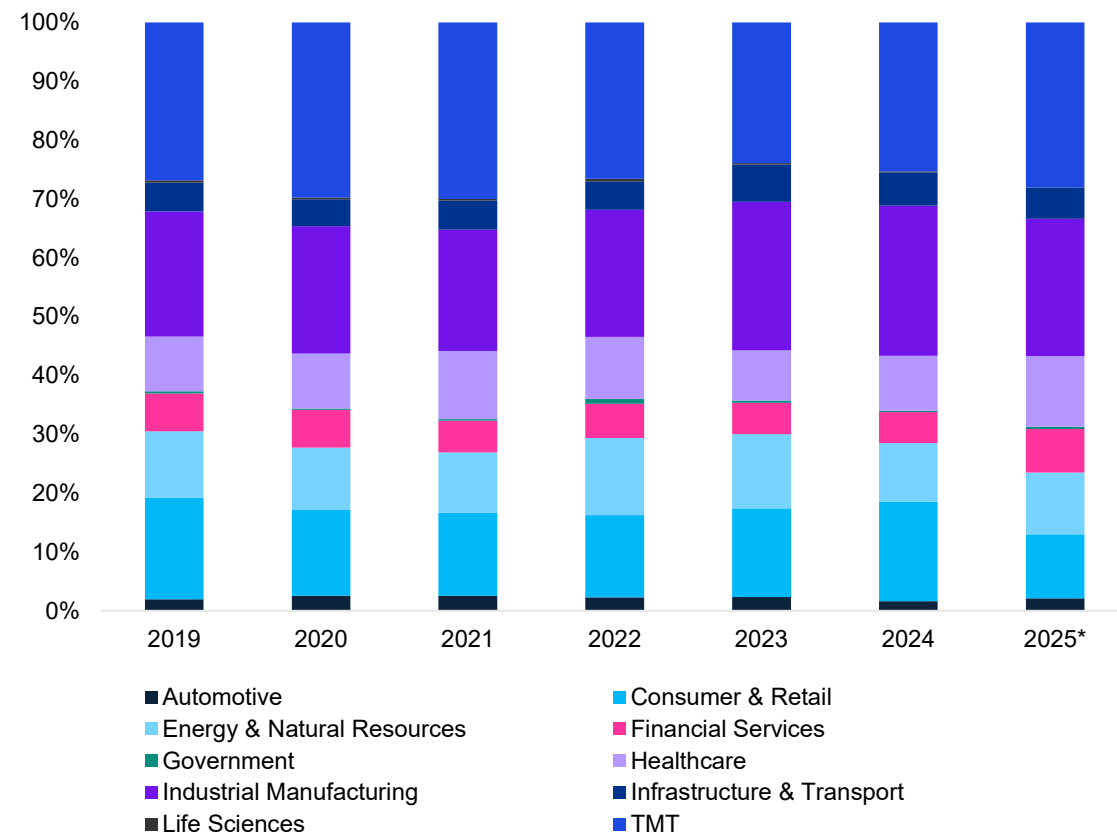
Source: PitchBook, data as of June 30, 2025. Note: The 2019, 2022-2025\* figures for public listings are based on a population size of n < 30.

Americas average PE exit size (\$M) by type

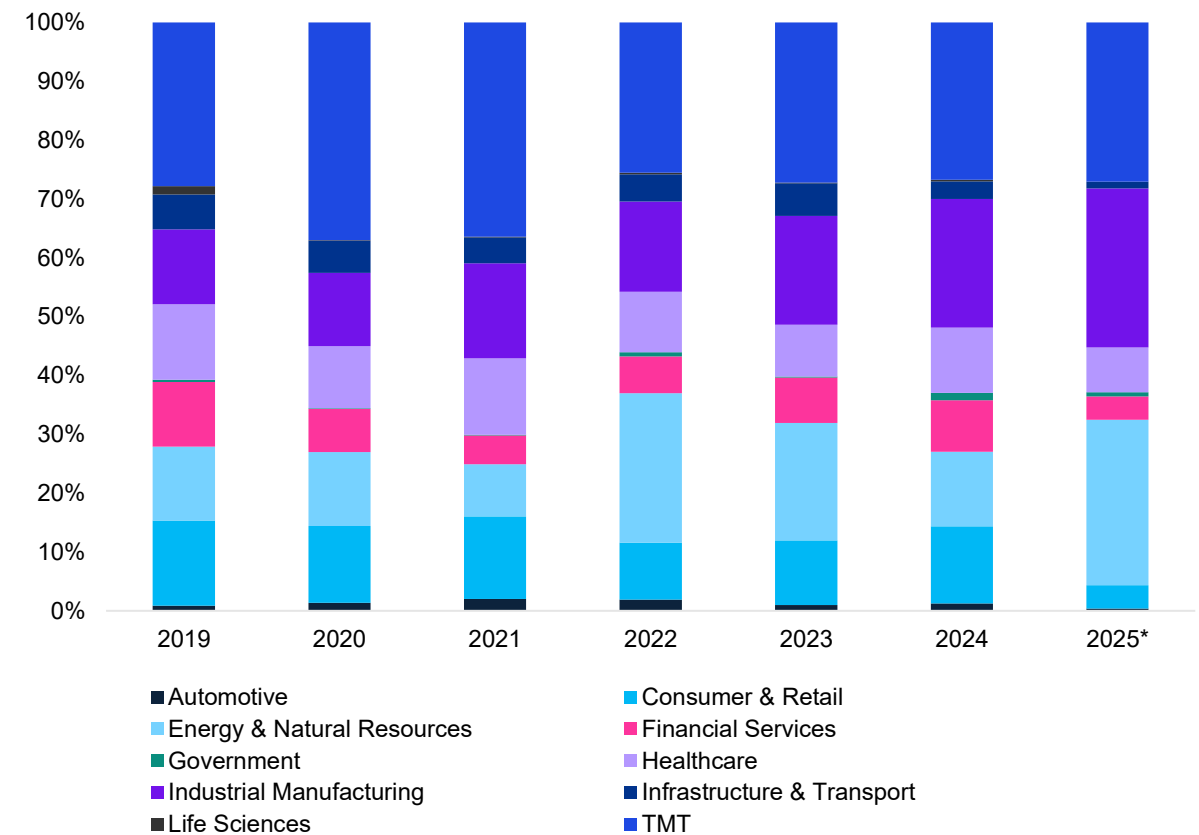


# Public listings boost select sectors

Americas PE exit activity (#) by sector



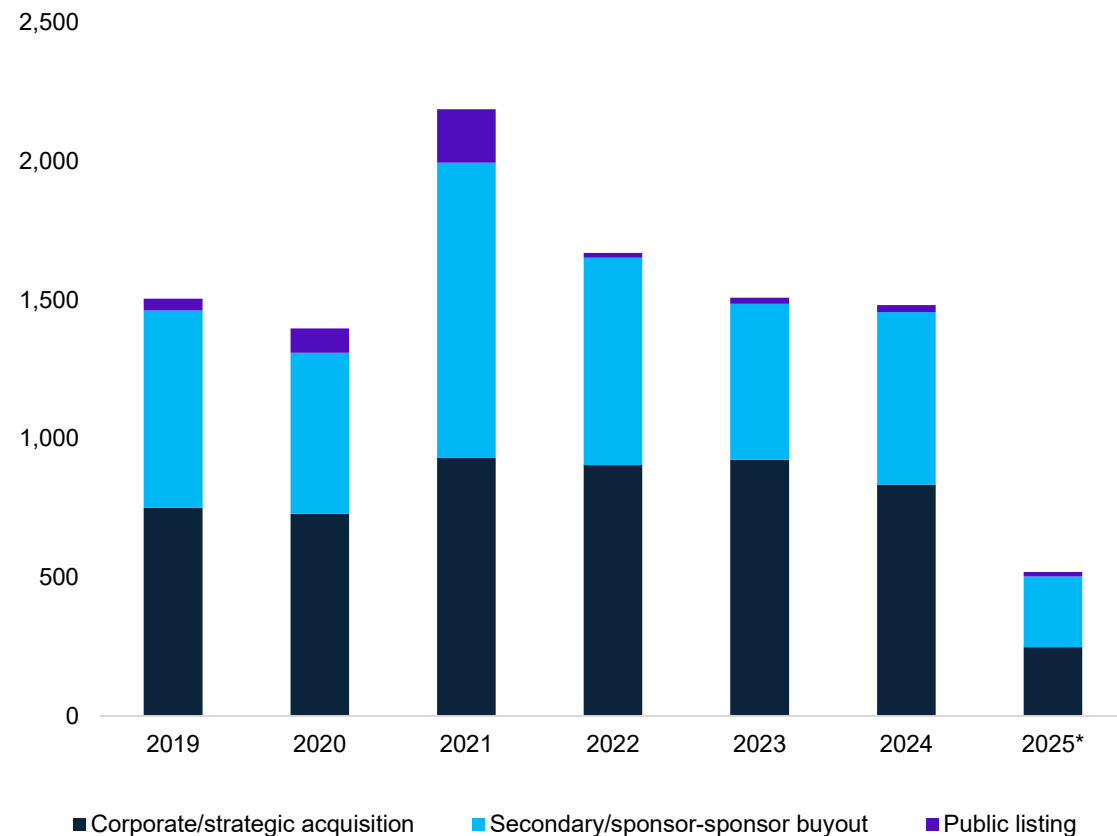
Americas PE exit activity (\$B) by sector



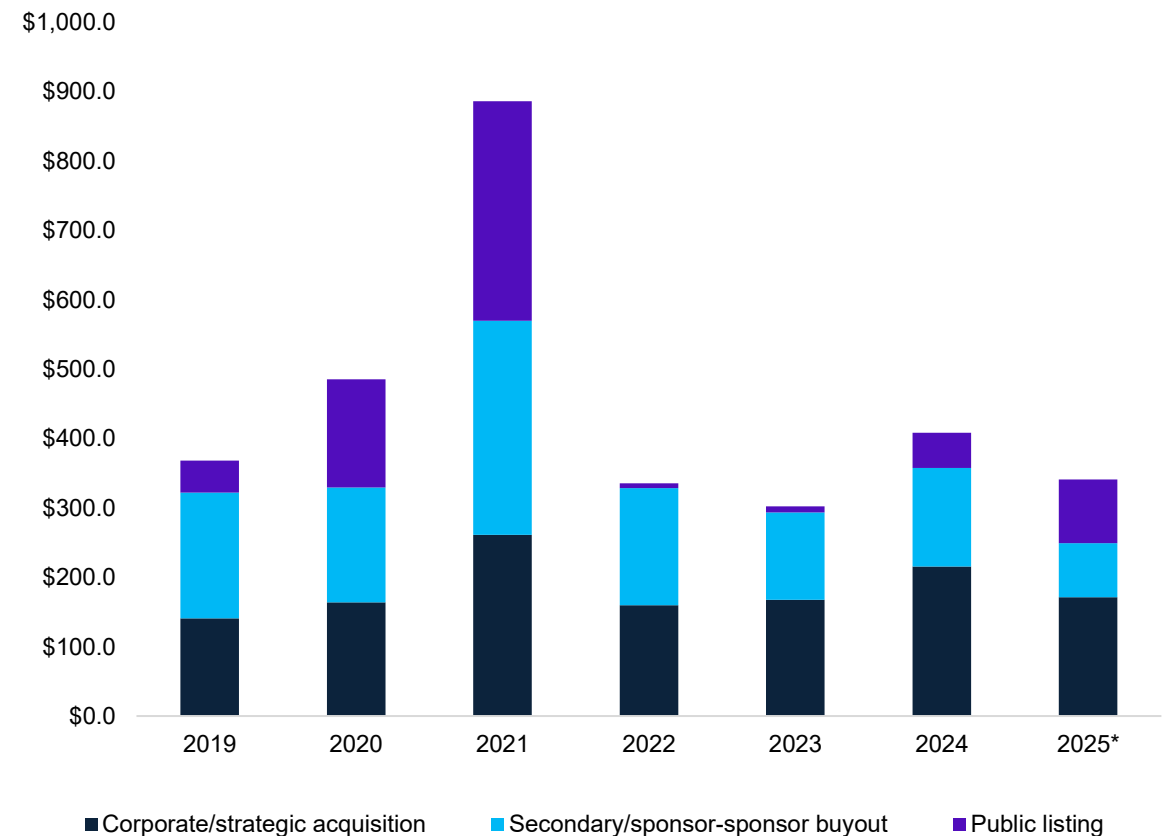
\*Source: Pulse of Private Equity Q2'25 KPMG analysis of global private equity activity as of June 30, 2025. Data provided by PitchBook.

# Public listings' value stays robust

## Americas PE-backed exit activity (#) by type



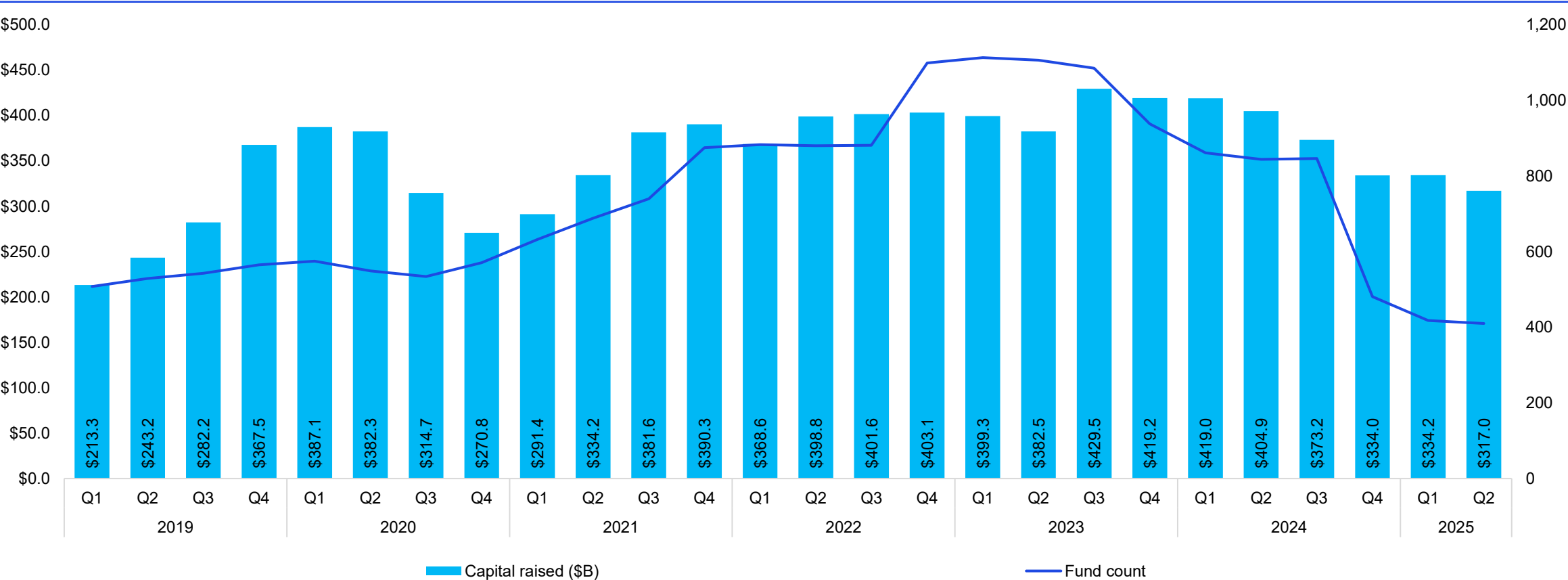
## Americas PE-backed exit activity (\$B) by type



\*Source: Pulse of Private Equity Q2'25 KPMG analysis of global private equity activity as of June 30, 2025. Data provided by PitchBook

# LP wariness is on display

Americas PE fundraising activity (rolling 12-month)

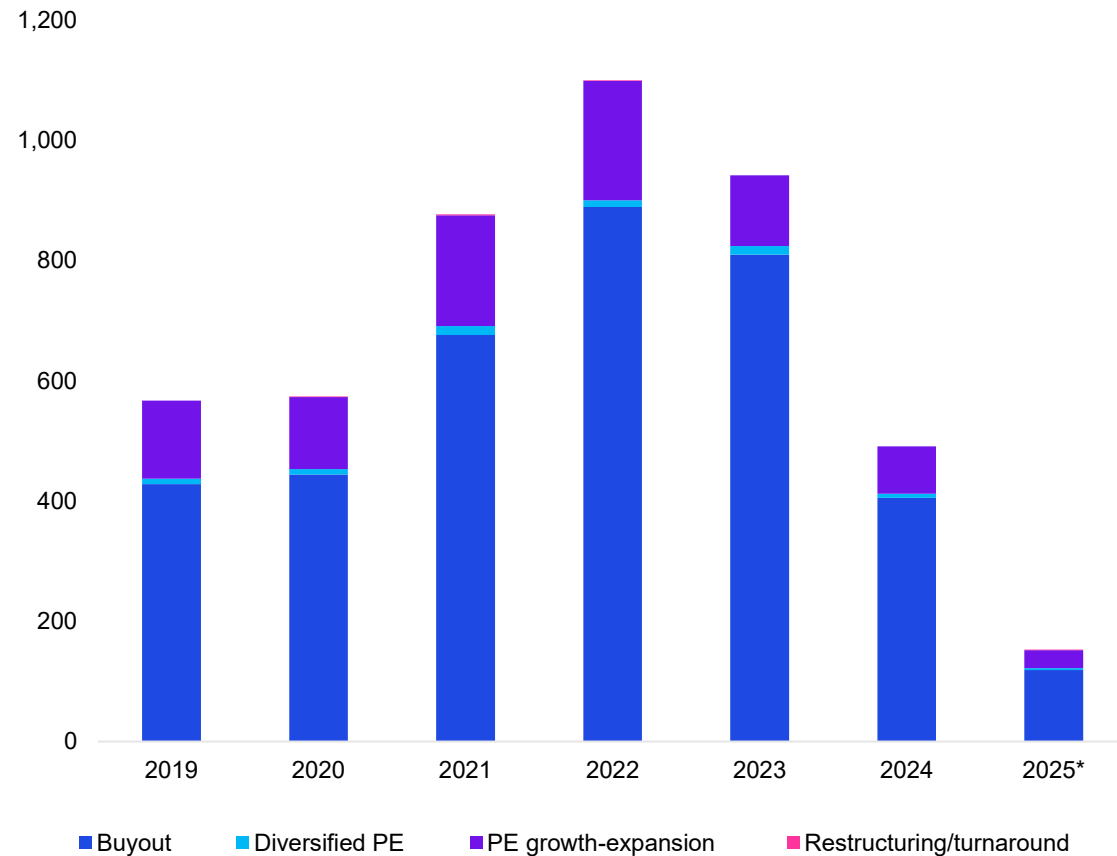


\*Source: Pulse of Private Equity Q2'25 KPMG analysis of global private equity activity as of June 30, 2025. Data provided by PitchBook.

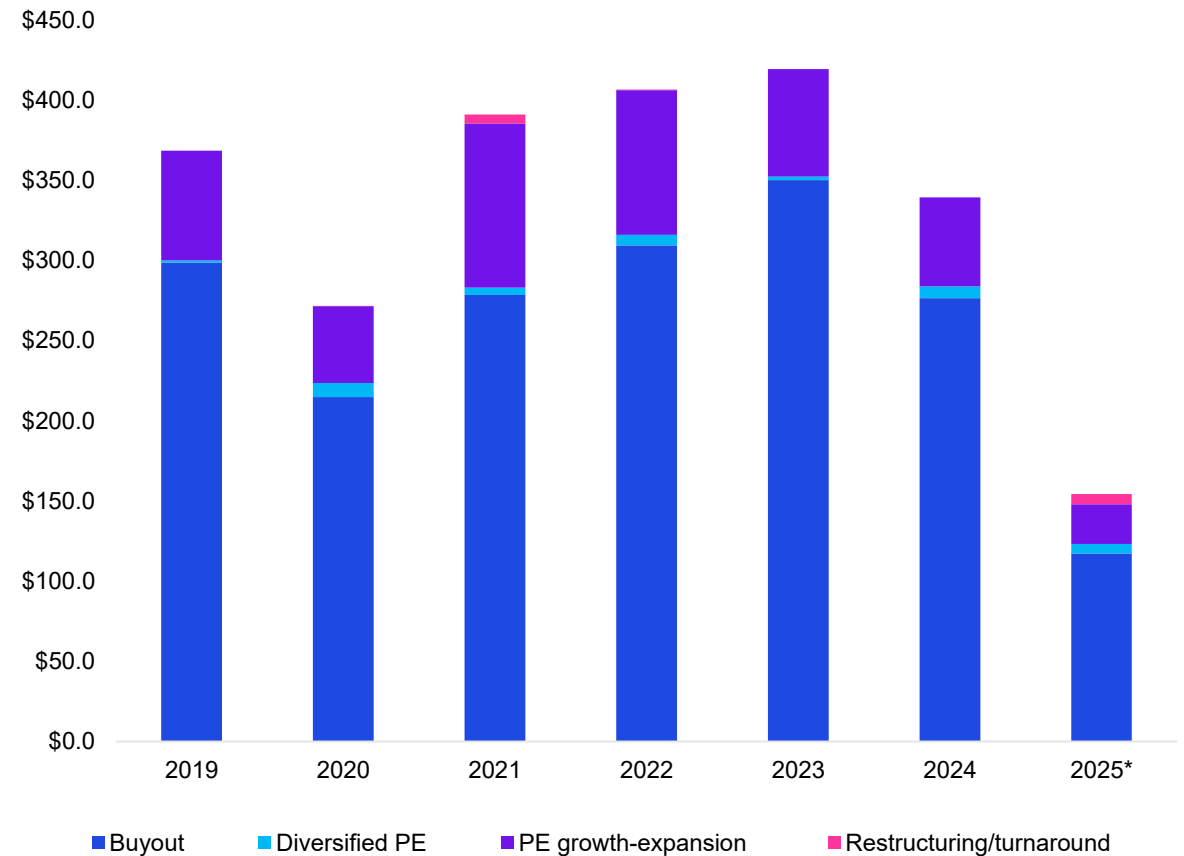


# A handful of growth and turnaround funds close

## Americas PE fundraising activity (#) by type



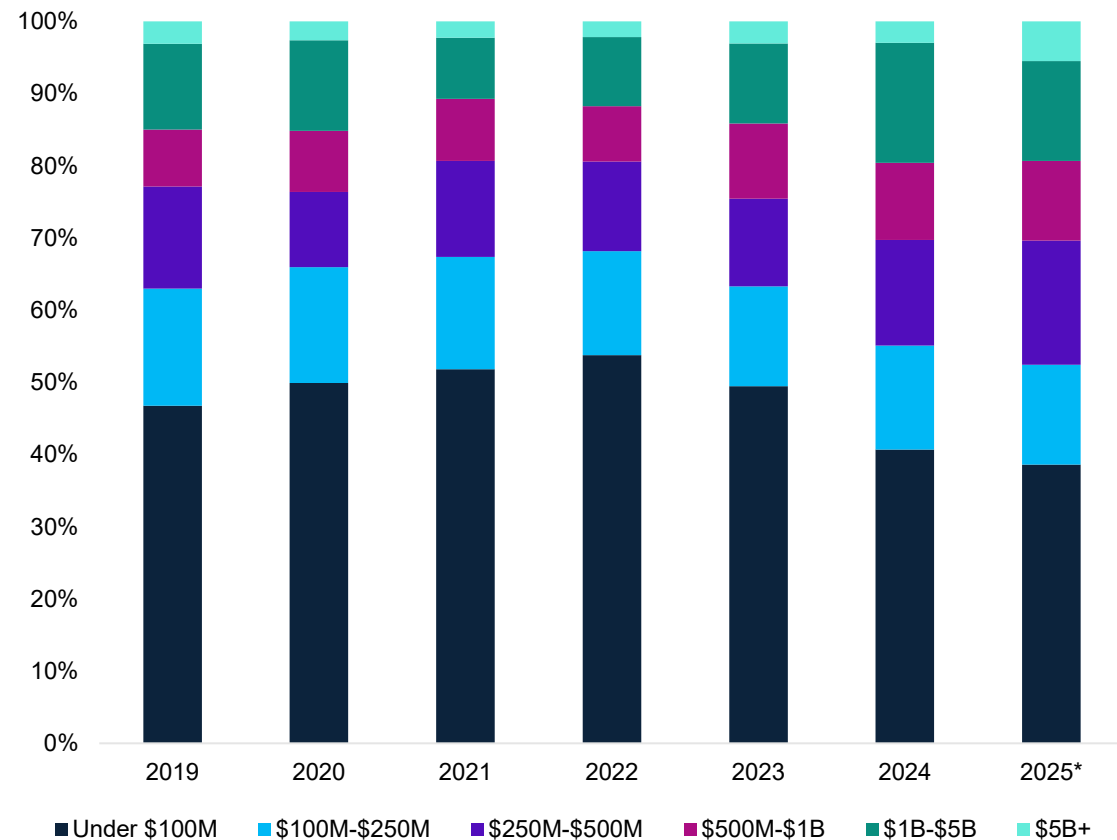
## Americas PE fundraising (\$B) by type



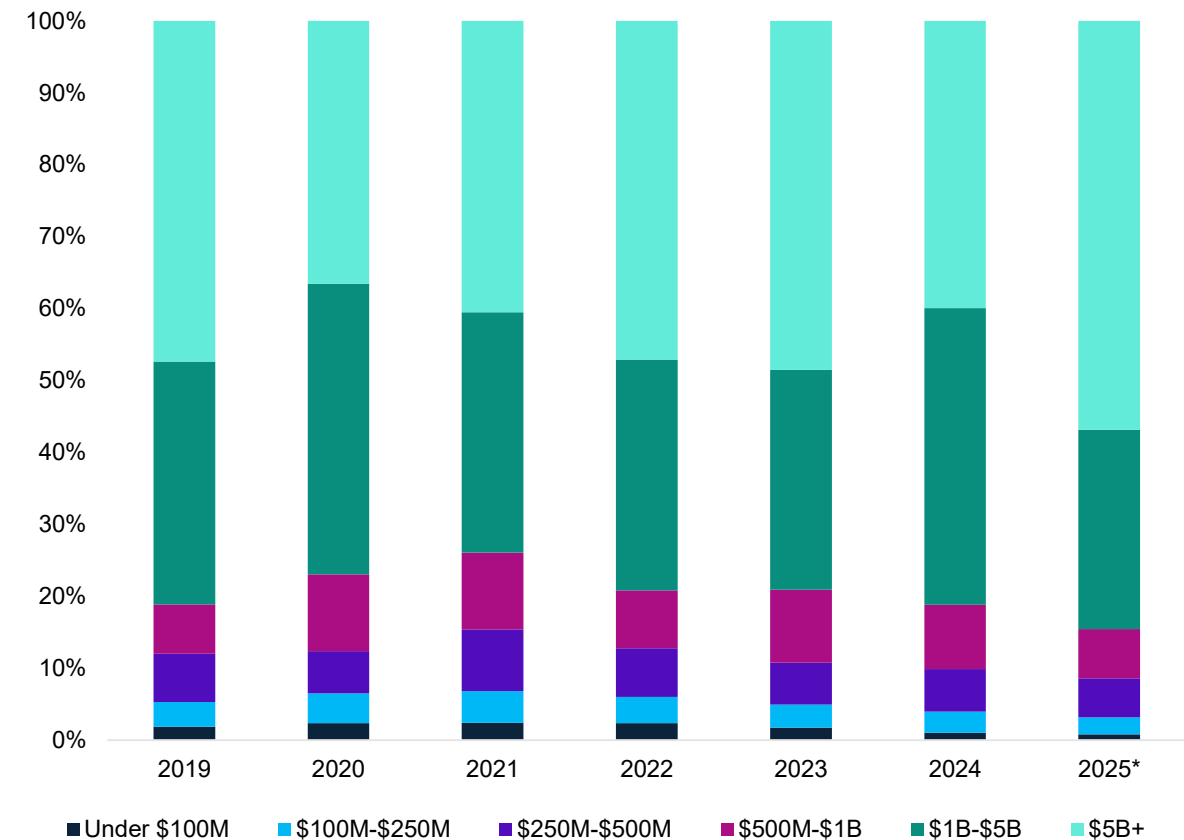
\*Source: Pulse of Private Equity Q2'25 KPMG analysis of global private equity activity as of June 30, 2025. Data provided by PitchBook.

# A flurry of mega-funds close

Americas PE fundraising activity (#) by size



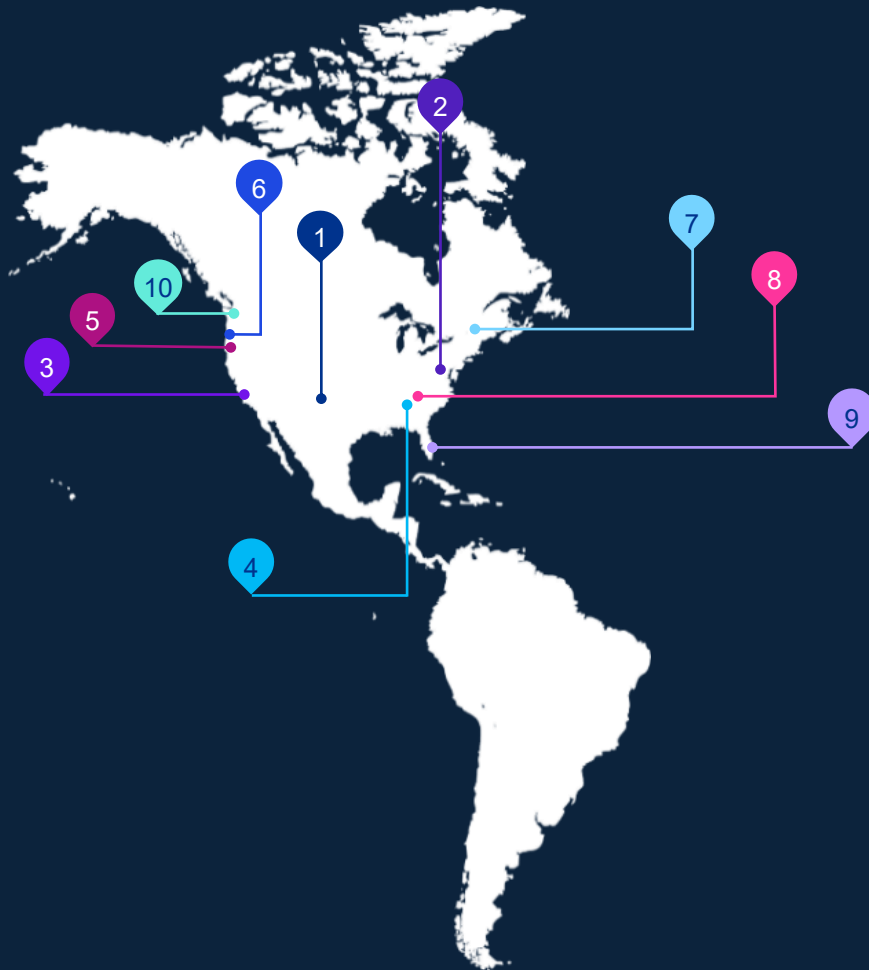
Americas PE fundraising (\$B) by size



\*Source: Pulse of Private Equity Q2'25 KPMG analysis of global private equity activity as of June 30, 2025. Data provided by PitchBook.

# Americas

## Top 10 Americas deals announced in Q2 2025



1. **TXNM Energy** — \$11.5B, Albuquerque, US — Buyout, *Energy holding*
2. **Boeing Digital Aviation Solutions/Jeppesen Sanderson** — \$10.55B, Arlington, US — Corporate divestiture, *Aerospace*
3. **Skechers USA** — \$9.4B, Manhattan Beach, US — Public-private, *Footwear*
4. **Colonial Pipeline** — \$9B, Alpharetta, US — Buyout, *Energy*
5. **Altera** — \$4.5B, San Jose, US — Buyout, *Semiconductors*
6. **Wells Fargo Rail Leasing** — \$4.4B, San Francisco, US — Corporate divestiture, *Rail*
7. **HealthEdge** — \$2.6B, Burlington, US — Corporate divestiture, *Communications & networking*
8. **AvidXchange** — \$2.2B, Charlotte, US — Public-private, *Financial software*
9. **Playa Hotels & Resorts** — \$2.1B, Fort Lauderdale, US — Add-on, *Hotels*
10. **Acumatica** — \$2B, Bellevue, US — Corporate divestiture, *Business software*

Source: Pulse of Private Equity Q2'25 KPMG analysis of global private equity activity as of June 30, 2025. Data provided by PitchBook.



03

**In Q2'25, US  
PE-announced  
deals amounted  
to \$202B across  
1,608 transactions**



# US overview

During Q2'25, the US accounted for \$202 billion of proposed PE deployment across 1,608 deals — a decline from \$264.5 billion across 2,039 deals in Q1'25. The decline in deal volume was even more marked next to Q2'24, when the US saw 2,154 deals and \$221.3 billion in investment.

## US attracts seven out of ten largest PE deals quarterly

Despite the decline in announced and completed PE deals, the US continued to account for a large share of PE deal activity globally, attracting seven of the ten largest deals this quarter, including Blackstone Infrastructure's \$11.5 billion buyout of TXNM Energy, Thoma Bravo's buyout of Boeing's Digital Aviation Solutions Business for \$10.5 billion (which included the \$6 billion buyout of Boeing's flight software technology business Jeppesen by Thomas Bravo), 3G's \$9.4 billion take private of Skechers USA, the \$9 billion buyout of Colonial Pipeline by Brookfield Infrastructure Partners,

the \$4.5 billion buyout of Intel's majority stake in Altera by Silver Lake, and the \$4.4 billion buyout of Wells Fargo's rail assets to a joint venture including Brookfield Infrastructure and railcar lessor GATX corporation.<sup>5</sup>

## Amid trade uncertainty, US PE activity still high but few investors willing to commit

Q2'25 began with the announcement of Liberation Day tariffs in the US, which sparked off a period of significant uncertainty in the market as both companies and investors looked to understand where trade policies might go, how they might land in the end, and how they might affect supply chains and business activities over the long term. Despite this uncertainty, the US continued to see significant book activity from PE investors during the quarter, but much of this activity did not extend to deal commitments or signings as investors showed a preference to wait and see whether and how the tariff situation would shake out.

“

We will see quite a bit of focus on healthtech, in addition to traditional tech and traditional healthcare in the future here in the US. The healthcare industry is exploring investment by private equity as a result of the trend towards funding constraints and restrictions, as well as executive orders to reduce high prescription drug prices, even as they look to embrace new opportunities and technologies to improve operations and patient care. The industry will be looking for additional avenues of revenue and opportunity — which will help renew PE interest in the space and, in turn, investment.”



**Glenn Mincey**  
US Head of Private Equity  
KPMG in the US

<sup>5</sup> Reuters, "Wells Fargo signs deal to sell \$4.4 billion rail assets portfolio," 29 May 2025.



# US overview

## Energy remains big ticket sector for PE investors in the US

Energy attracted significant attention from PE investors in the US in Q2'25, led by the \$11.5 billion buyout of clean energy infrastructure firm TXNM Energy by Blackstone Infrastructure and the \$9 billion buyout of fuel transportation infrastructure company Colonial Pipeline by Brookstone Infrastructure. While sustainability and ESG has seen some downward momentum in the US, energy and energy transition companies have continued to see robust interest given the projected demand for energy, particularly to fuel AI innovations and endeavours.

## PE exits in US strengthen considerably

In the first half of 2025, PE exits rebounded quite considerably, with \$318.97 billion in exit value — more than was seen in both 2022 and 2023, and already nearing the \$373.1 billion seen during 2024. The number of exits in the US remained relatively muted — at 476 at midyear, compared to 1,302 in 2024; this highlights larger exit values and a focus on high-quality assets. Growth came across the board in terms of exit types, with IPO exit value at the end of Q2'25 almost double 2024's annual total, with \$91.6 billion compared

to \$47.9 billion. Corporate and strategic acquisitions were also very strong, with \$154.9 billion at the end of Q2'25, compared to \$205.1 billion in 2024, as were secondary and sponsor-to-sponsor buyouts — which stood at \$72.5 billion at midyear, as compared to \$120.1 billion seen during 2024.

## Infrastructure funding well ahead of last three years, driven by interest in AI

The infrastructure sector in the US has had significant traction with PE investors so far in 2025; at midyear, investment in the space stood at \$31 billion — well ahead of totals seen in recent years, and within reach of 2021's record year, which saw \$65.9 billion in investment. AI has driven strong interest in the infrastructure space, with many US-based PEs looking at opportunities related to AI infrastructure, including data centers and digitalization. This will likely continue to drive traction in the space for some time to come given the incredible focus on AI development in the US and the need for infrastructure to support such plays.

## Evergreen funds gaining ground among PE investors in the US

PE firms in the US have shown increasing interest in the use of evergreen funds — open-ended PE vehicles

without a fixed lifespan — because of their flexible nature and ability to provide stable and long-term capital without the significant pressure of meeting the time restrictions of other types of funds. In particular, PE investors see evergreen funds as a way to make long-duration investments in capital-intensive industries like defensetech and infrastructure.

## Investment in automotive and life sciences sectors take biggest hits in Q2'25

The automotive and life sciences sectors have taken big hits in PE investment so far in 2025, with automotive sitting at \$7 billion at the end of Q2'25 compared to \$23.1 billion in all of 2024. However, there is some hope that the supply chain concerns of these companies will be alleviated or even out by the end of the year; if so, this could help bring life back into the space. On the life sciences side, the critical reliance on chemicals, primarily imported from Asia, likely helped drive PE investments down this quarter given the geopolitical and trade tensions between the US and China and while there has been some focus on shifting supply chains.

# US overview



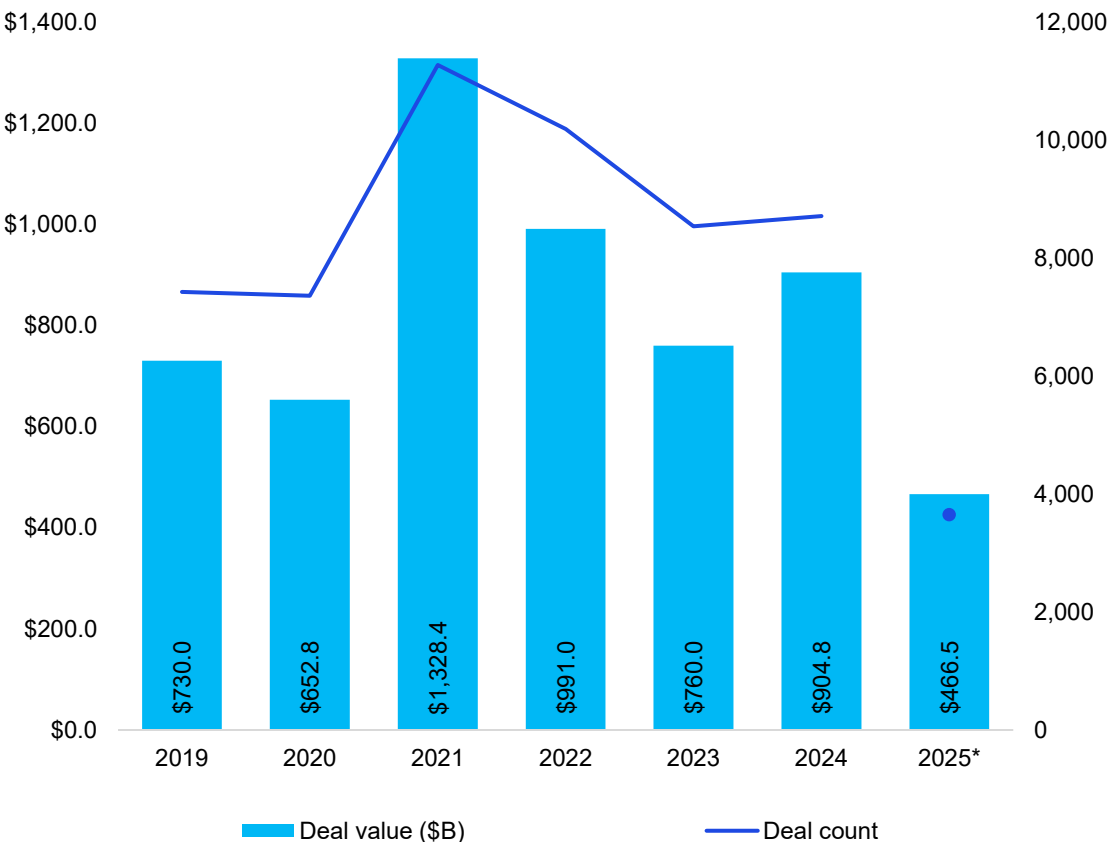
## Trends to watch for in Q3'25

Interest in dealmaking by PE funds in the US is expected to remain quite robust, although deal numbers could remain subdued until the trade environment settles and becomes more predictable. Infrastructure, energy and healthtech will likely remain the most resilient sectors of investment given their primarily regional focus. Exit activity is expected to keep growing in Q3'25, driven both by the opening of the exit window — particularly for high-quality assets — and by investors pushing PE firms to exit investments and provide returns.

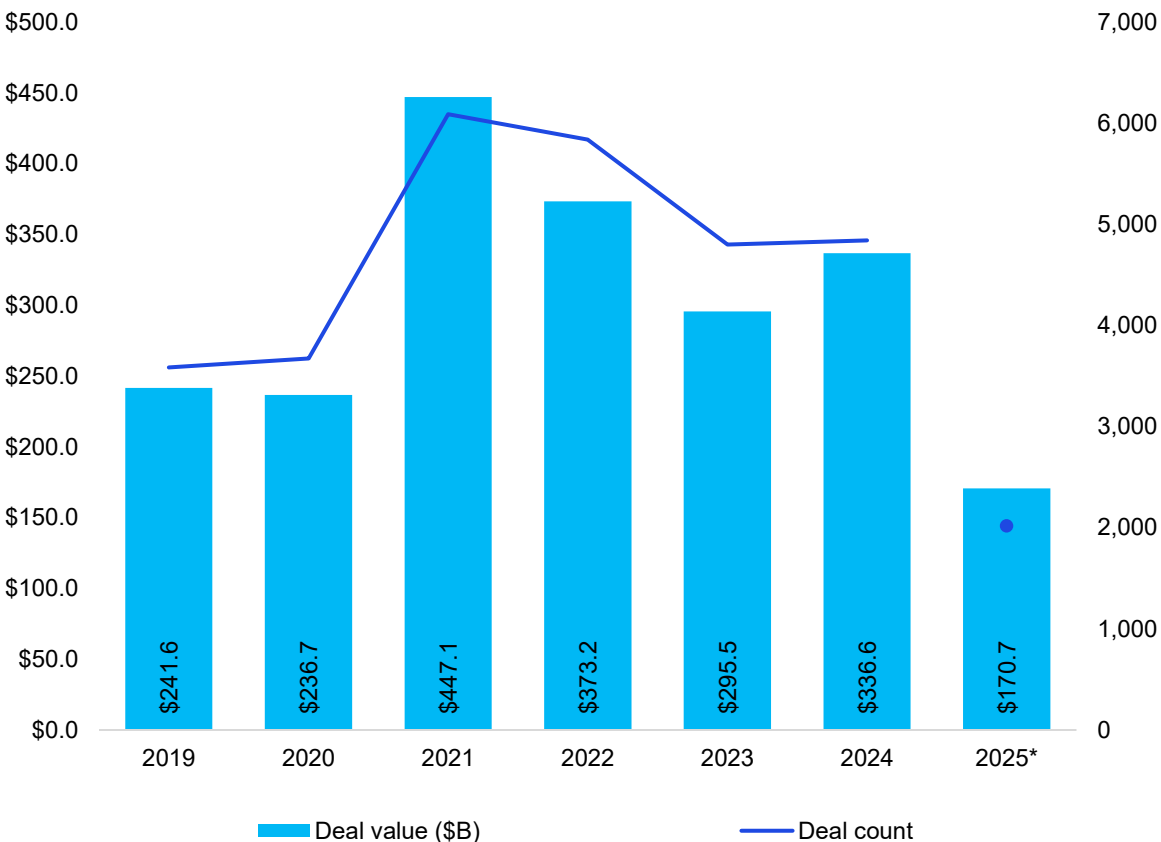
While there has been a noticeable trend towards partial ownership in recent quarters in order to better drive value creation for specific assets, as the exit environment in the US continues to improve, interest in these types of deals will likely shrink. This is because many PE firms will likely prioritize a possible exit to get out of an investment so that they can start anew rather than try and work collaboratively with a partner to improve the value of assets that have been underperforming.

# Add-on value remains healthy

## US PE deal activity



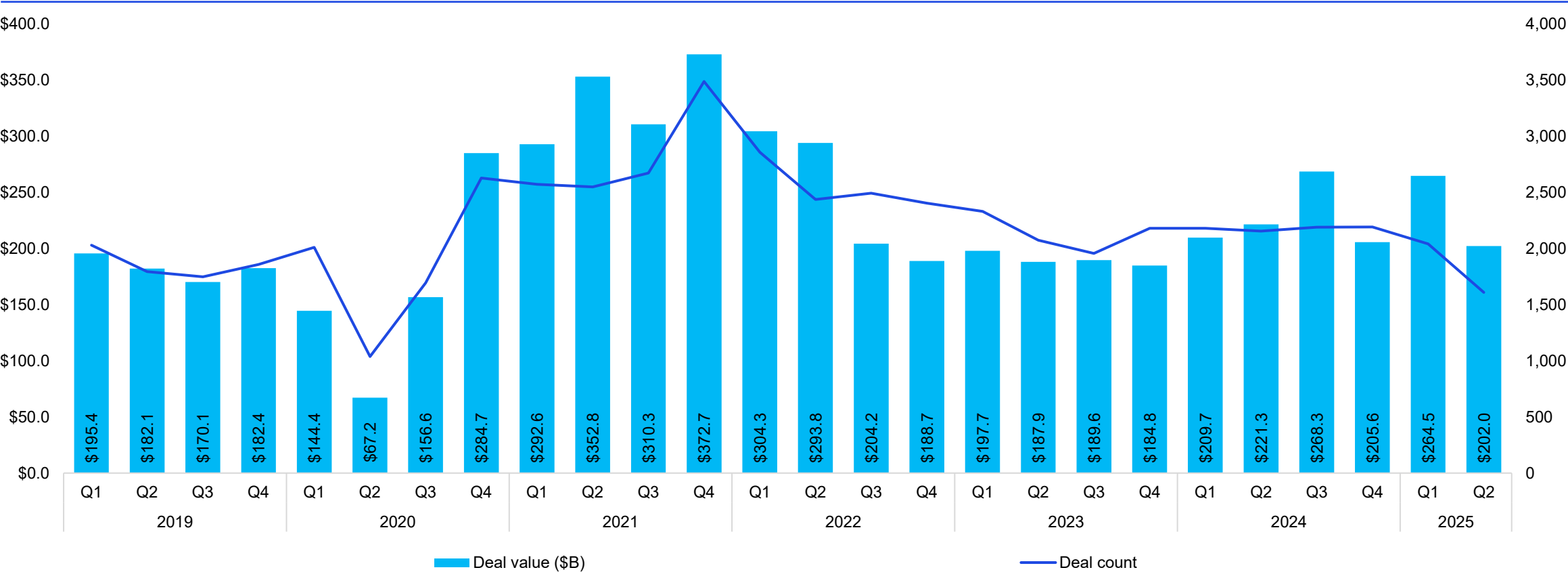
## US PE add-on/bolt-on activity



Source: Pulse of Private Equity Q2'25 KPMG analysis of global private equity activity as of June 30, 2025. Data provided by PitchBook.

# After a robust Q1, activity contracts

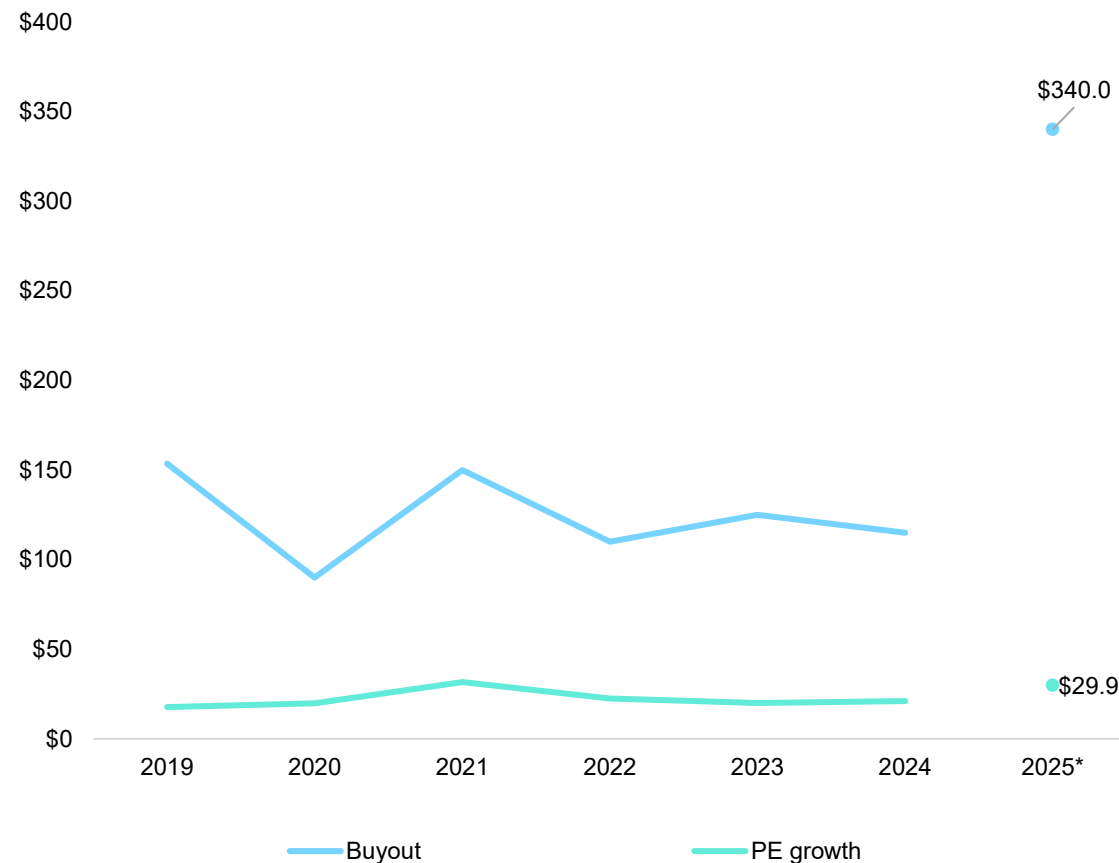
US PE deal activity



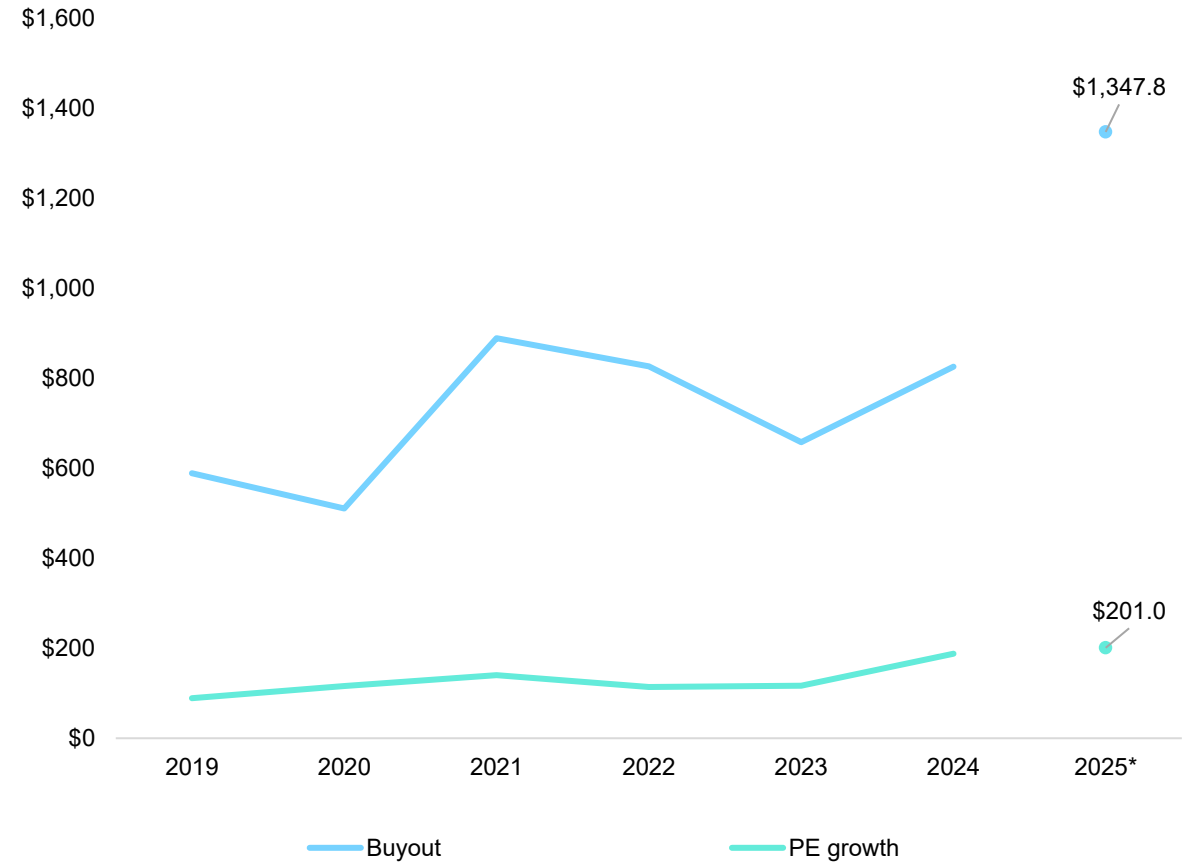
Source: Pulse of Private Equity Q2'25 KPMG analysis of global private equity activity as of June 30, 2025. Data provided by PitchBook.

# Deal sizes remain remarkably strong

## US median PE deal size (\$M) by type



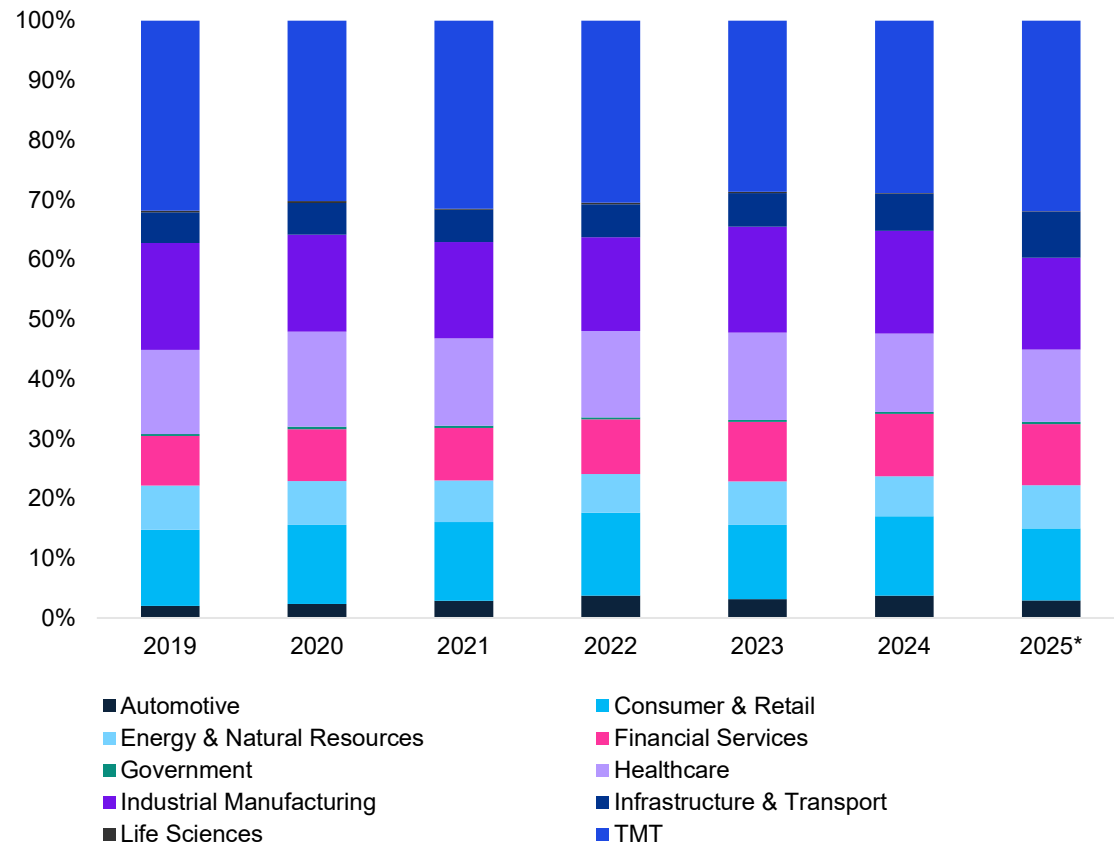
## US average PE deal size (\$M) by type



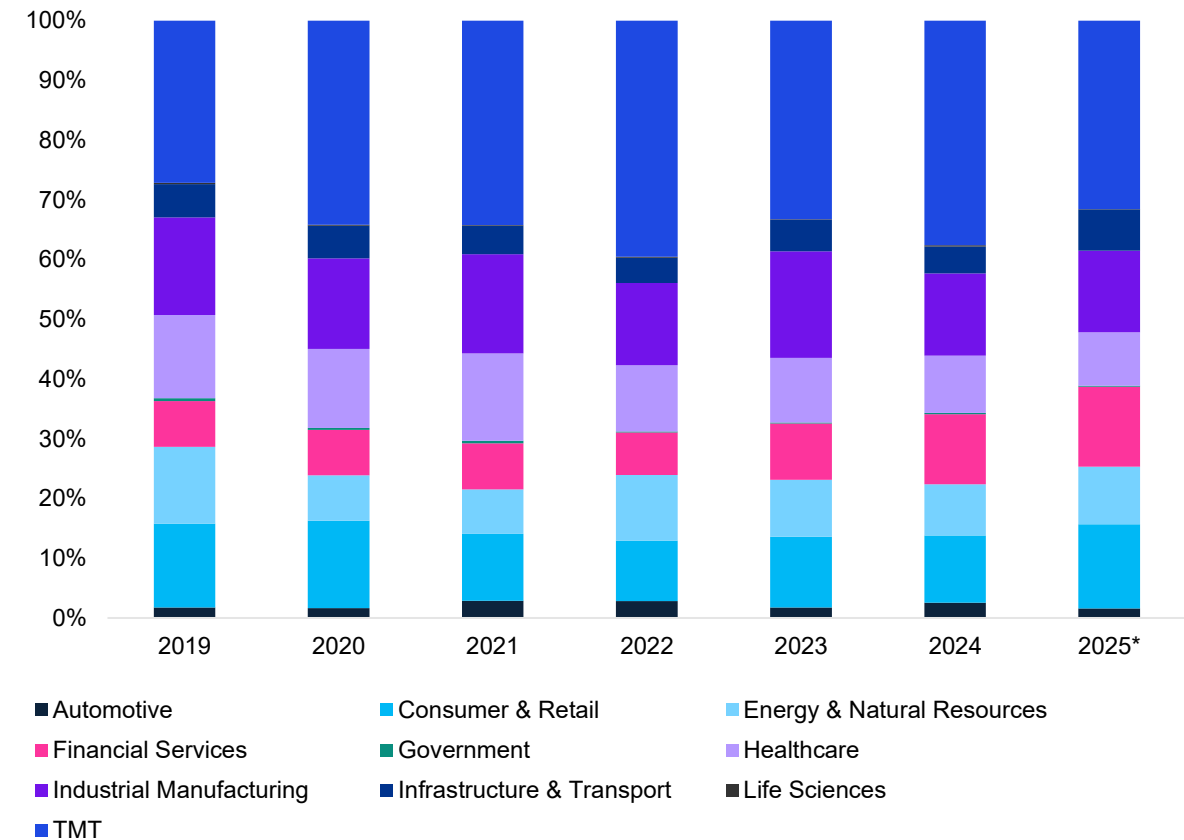
Source: PitchBook, data as of June 30, 2025. Note: The 2025\* figures for M&A are based on a population size of n < 30.

# Deal value in consumer and finance grows

US PE deal activity (#) by sector



US PE deal activity (\$B) by sector

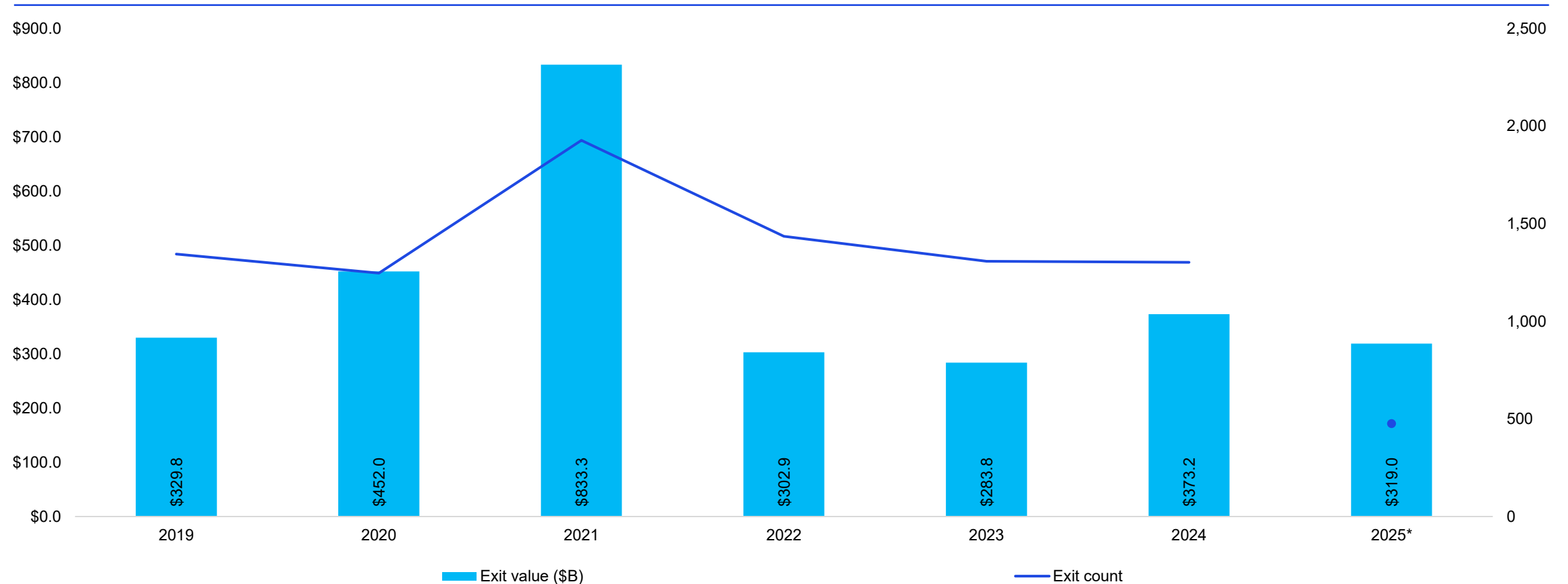


Source: Pulse of Private Equity Q2'25 KPMG analysis of global private equity activity as of June 30, 2025. Data provided by PitchBook.



# Exit values look set to outpace 2024 handily

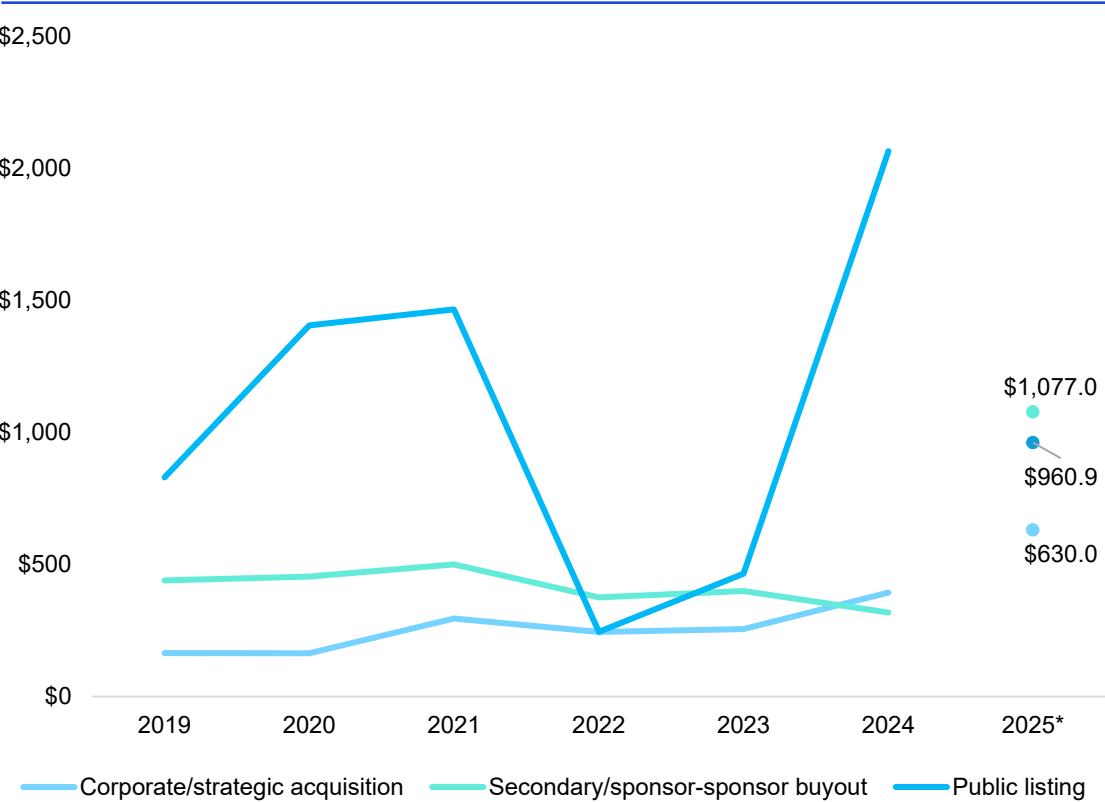
## US PE-backed exit activity



Source: Pulse of Private Equity Q2'25 KPMG analysis of global private equity activity as of June 30, 2025. Data provided by PitchBook.

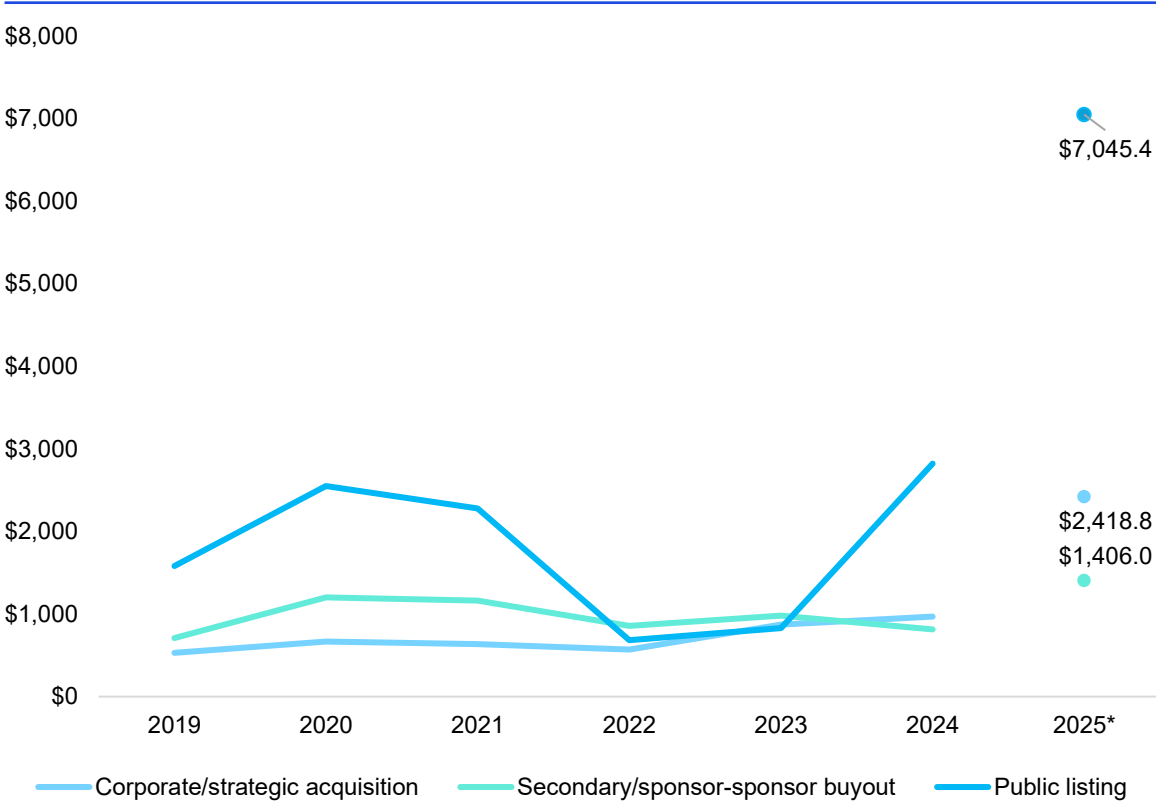
# Exit sizes remain robust

US median PE exit size (\$M) by type



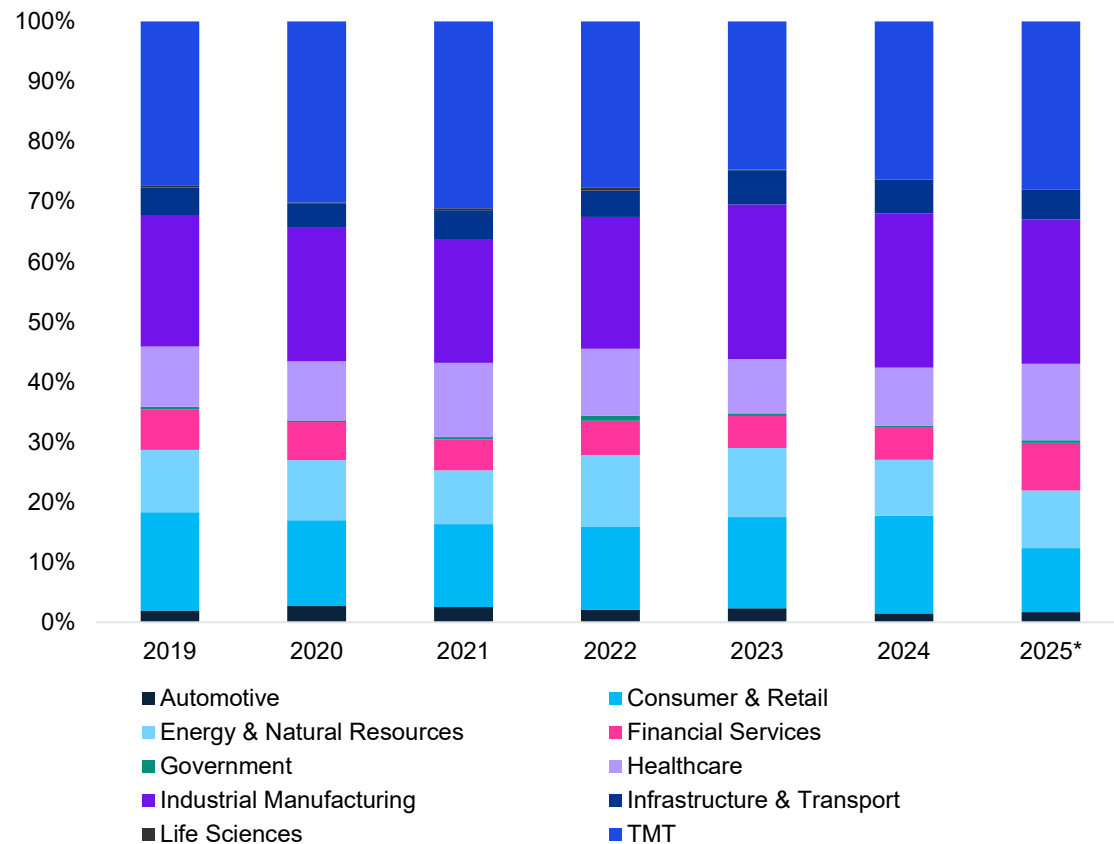
Source: Pulse of Private Equity Q2'25 KPMG analysis of global private equity activity as of June 30, 2025. Data provided by PitchBook.  
Note: The 2019, 2022-2025\* figures for public listings are based on a population size of n < 30.

US average PE exit size (\$M) by type

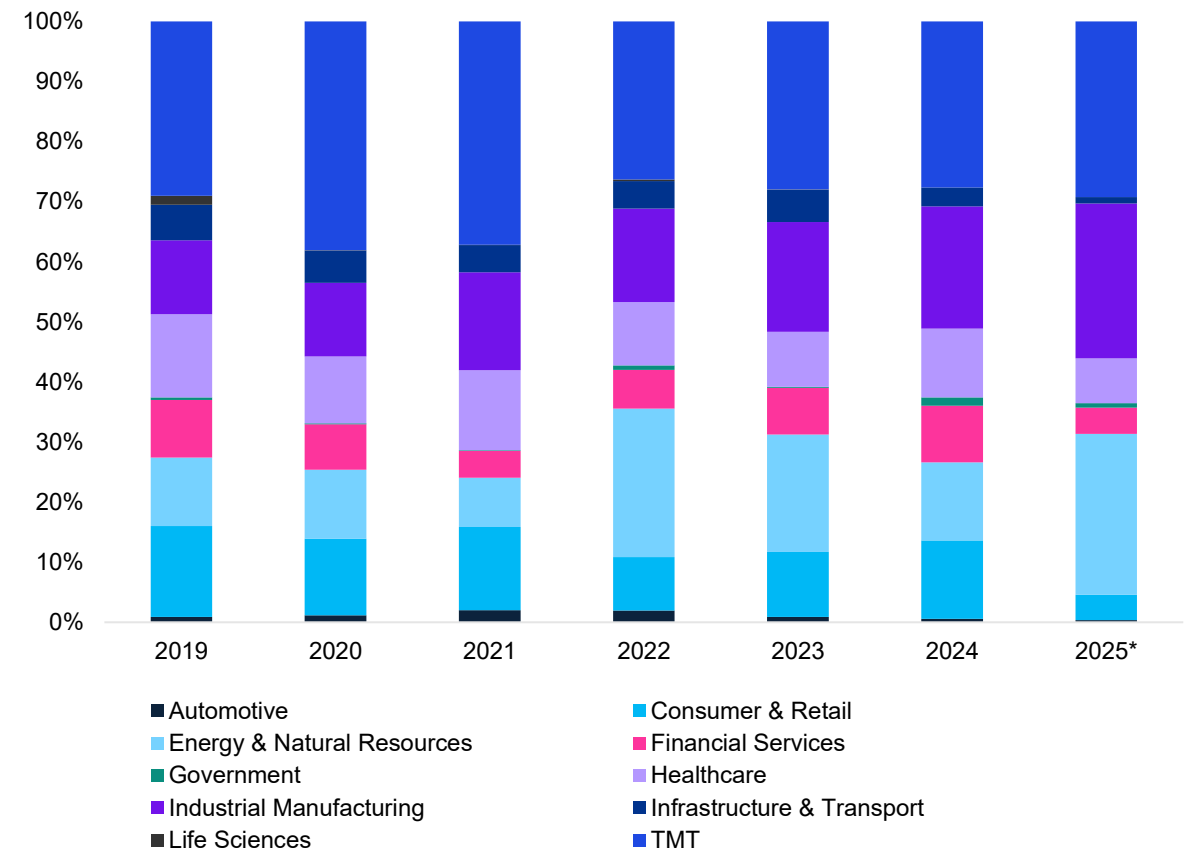


# Energy sees proportional surge in exit value

US PE exit activity (#) by sector



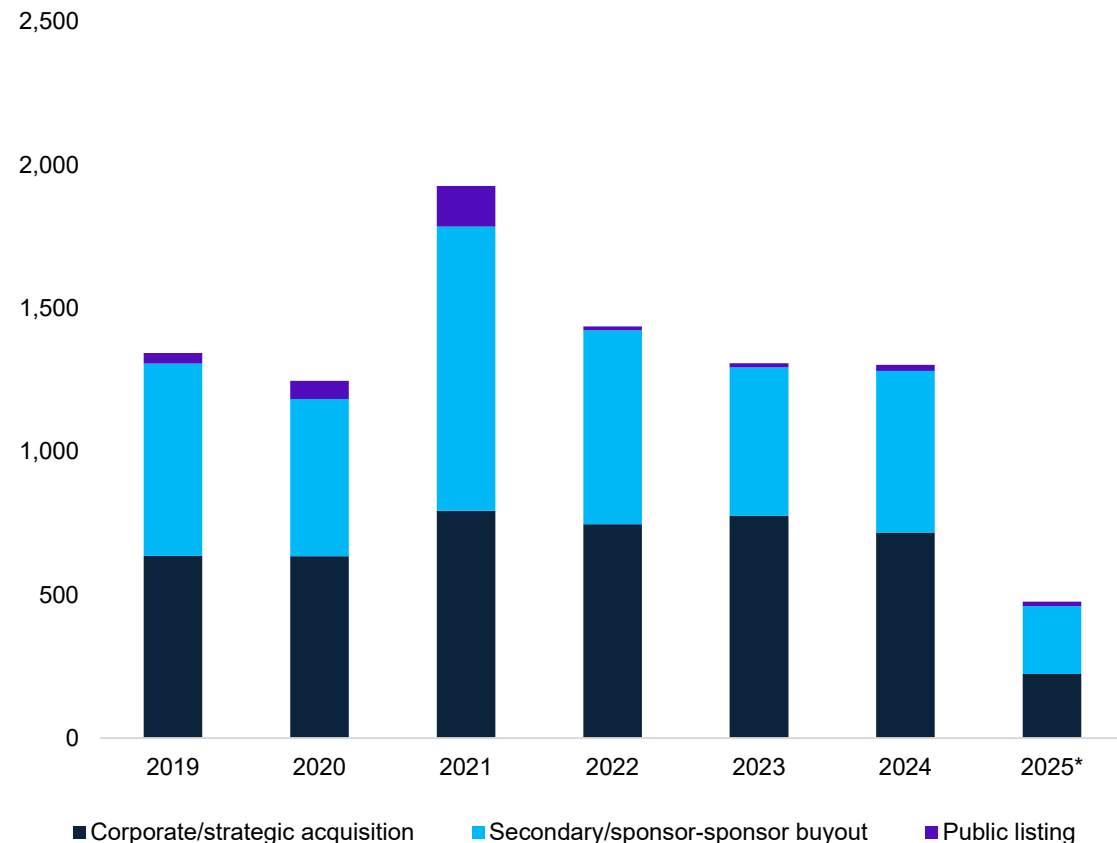
US PE exit activity (\$B) by sector



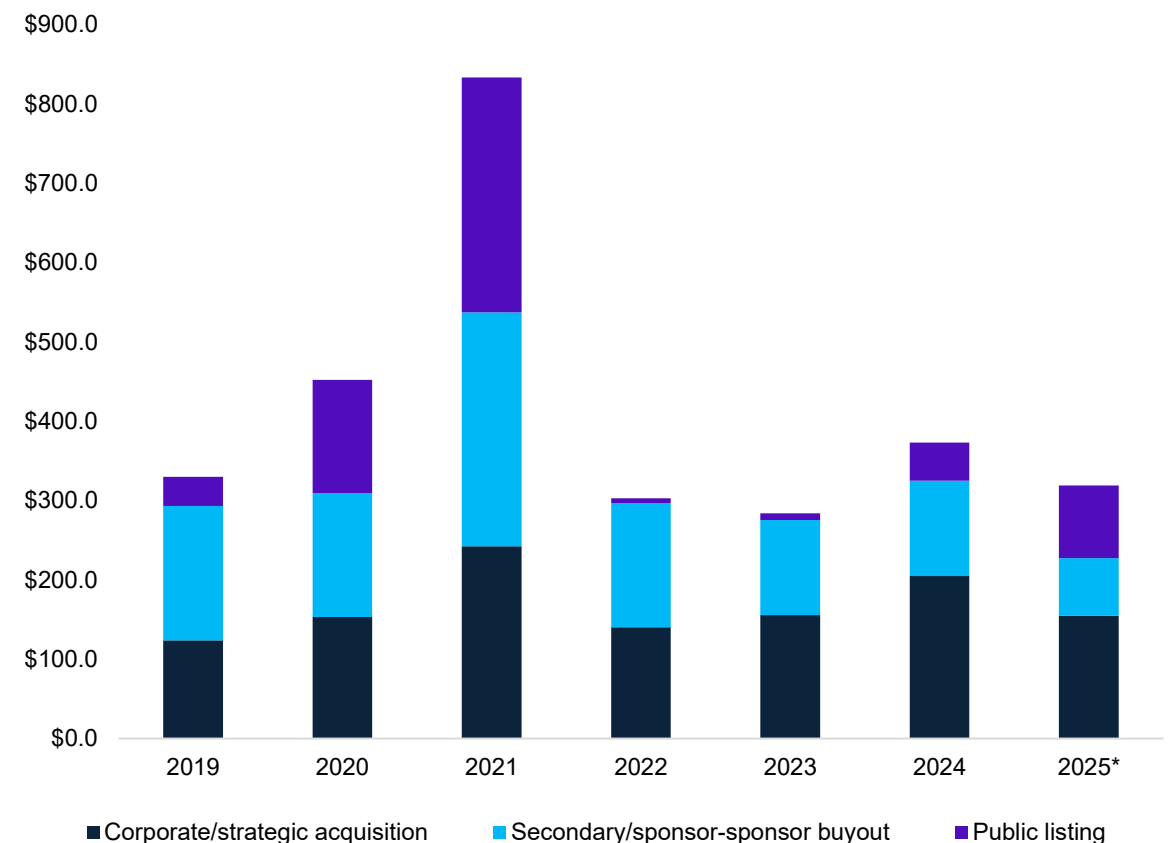
Source: Pulse of Private Equity Q2'25 KPMG analysis of global private equity activity as of June 30, 2025. Data provided by PitchBook.

# Public listings boom for first time in years

## US PE-backed exit activity (#) by type



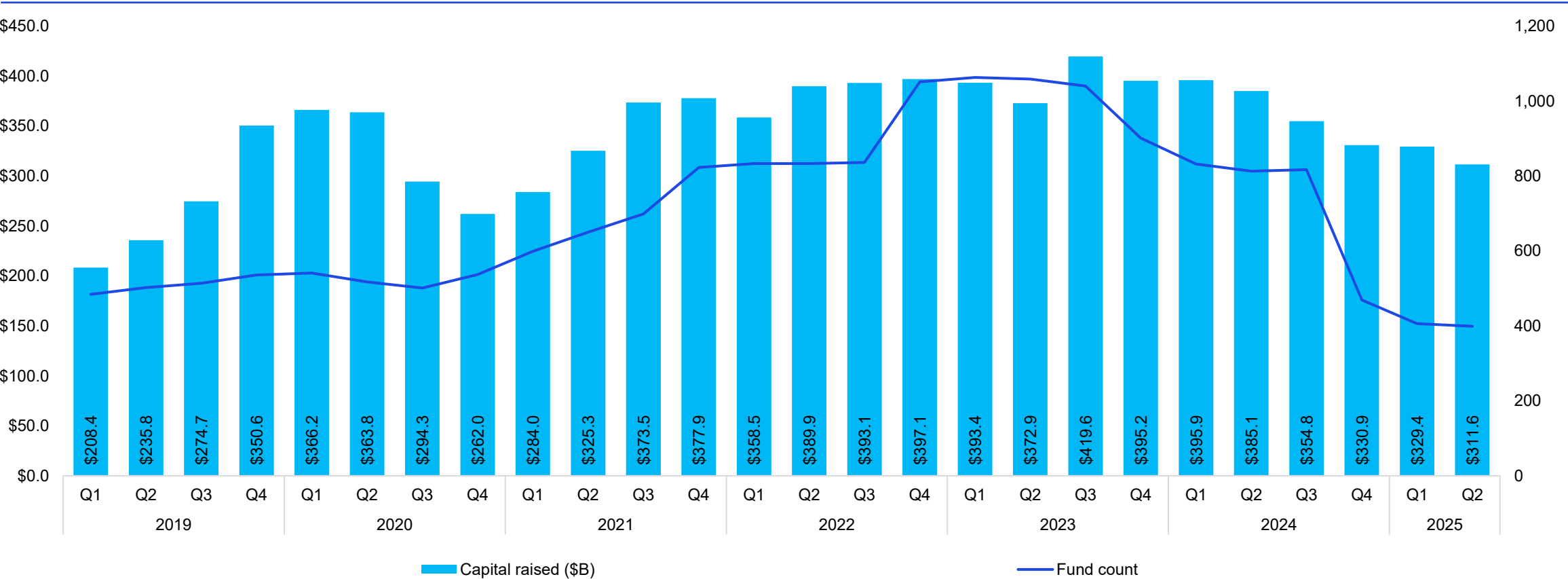
## US PE-backed exit activity (\$B) by type



Source: Pulse of Private Equity Q2'25 KPMG analysis of global private equity activity as of June 30, 2025. Data provided by PitchBook.

# Large funds still close even amid a general cooling

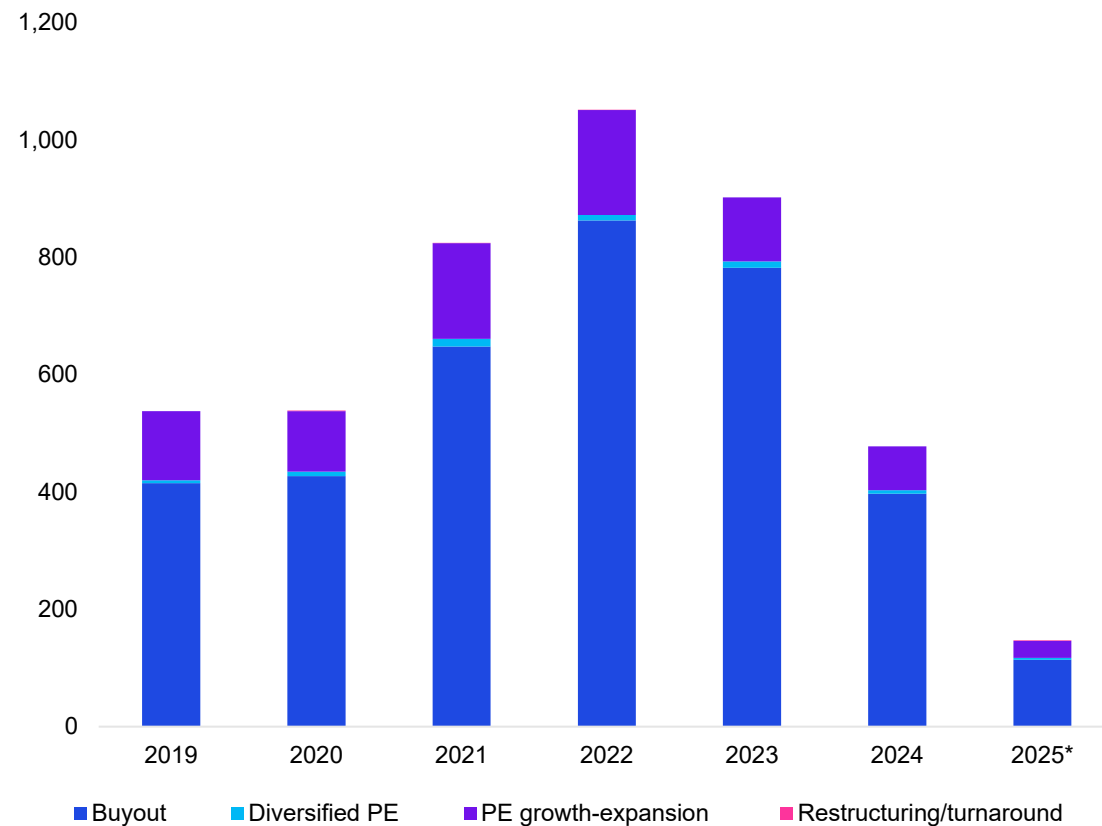
US PE fundraising activity (rolling 12-month)



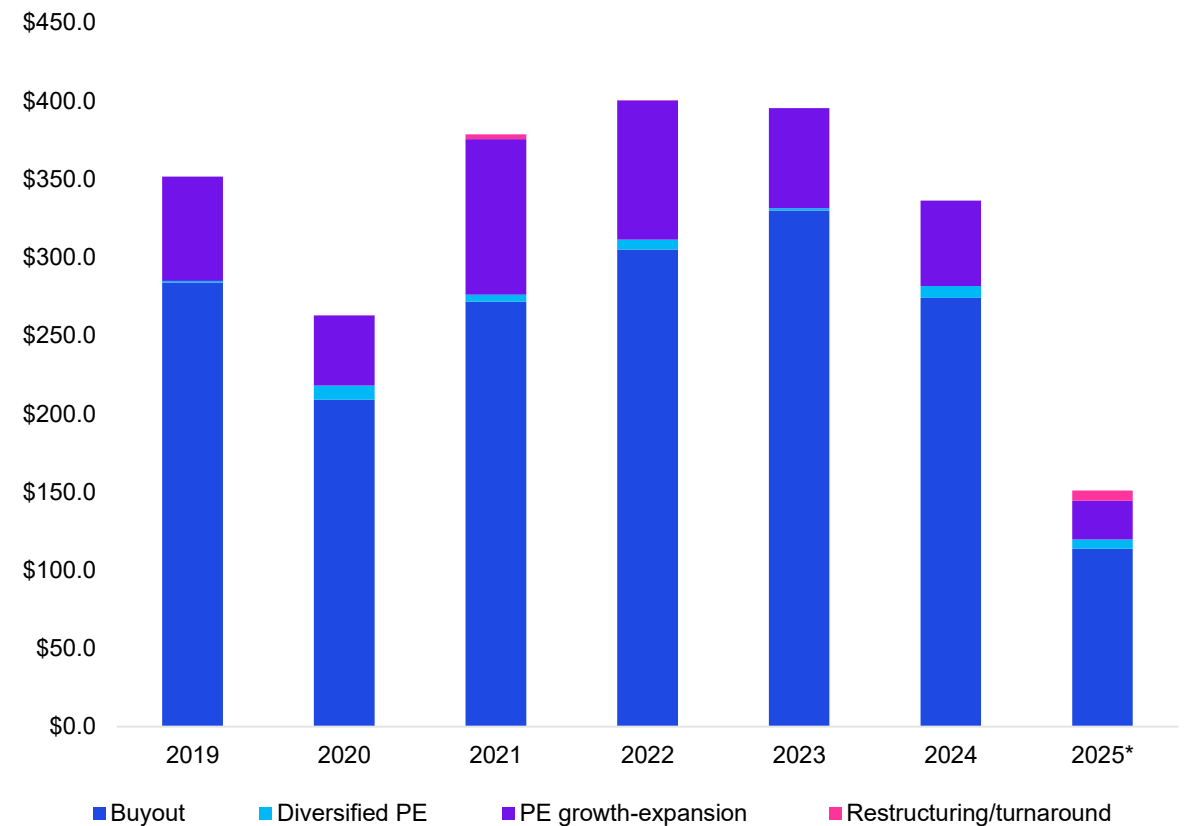
Source: Pulse of Private Equity Q2'25 KPMG analysis of global private equity activity as of June 30, 2025. Data provided by PitchBook.

# Niche restructuring opportunities crop up

## US PE fundraising activity (#) by type



## US PE fundraising (\$B) by type

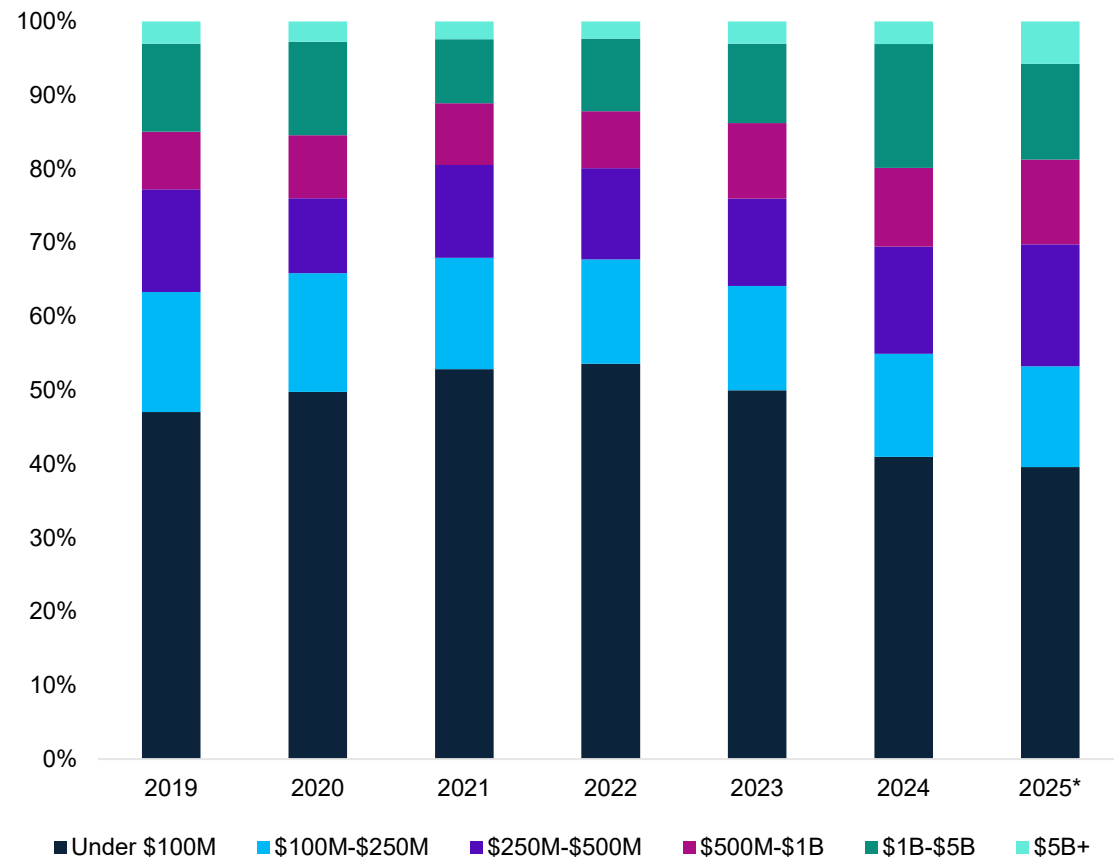


Source: Pulse of Private Equity Q2'25 KPMG analysis of global private equity activity as of June 30, 2025. Data provided by PitchBook.

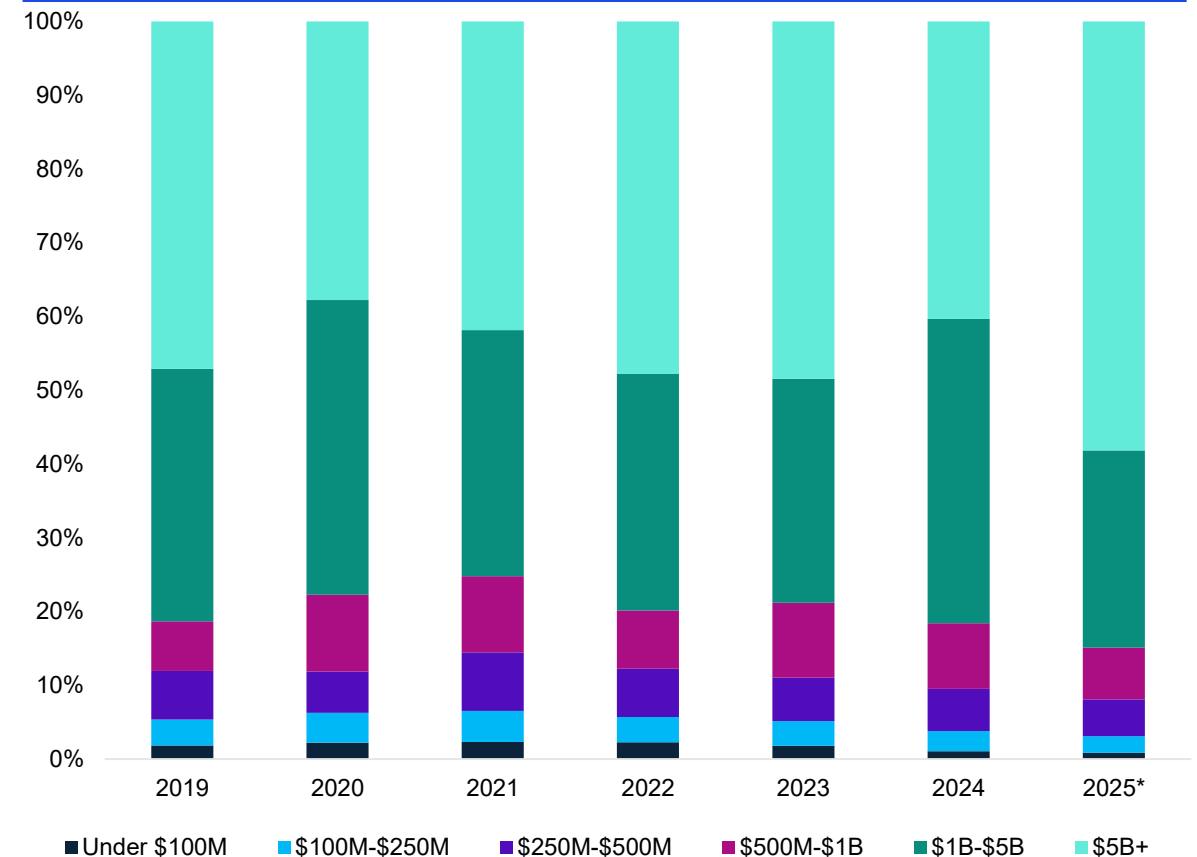


# Mega-fundraising resurges

US PE fundraising activity (#) by size



US PE fundraising (\$B) by size



Source: Pulse of Private Equity Q2'25 KPMG analysis of global private equity activity as of June 30, 2025. Data provided by PitchBook.

04

**In Q2'25, EMA  
PE-announced  
deals amounted  
to \$117.4B across  
1,669 transactions**



# EMA overview

## PE investment falls amid day-to-day tariff uncertainty

Q2'25 saw PE investment in the EMA region fall from \$136.6 billion across 1,850 deals to \$117.4 billion across 1,669 deals — nine and nineteen quarter lows, respectively. The challenge for many PE investors in the region wasn't the application of tariffs so much as the ongoing changes and the inability to predict what will happen from day-to-day. This caused a significant and abrupt end to some dealmaking activity until the uncertainty levels out, especially in sectors like automotive and industrial manufacturing; the automotive sector in particular was down significantly — with \$2.1 billion invested as of midyear, as compared to 2024's annual total of nearly \$10 billion.

## UK sees robust PE investment in Q2'25, while other jurisdictions see more muted results

Within the EMA region, the UK continued to attract the largest share of PE investment, attracting \$36.8 billion — up from \$24.9 billion in Q1'25. The UK

attracted the two largest deals of the quarter in EMA, including the proposed \$5.1 billion take private of precision measurement instruments maker Spectris by Advent International (followed an early Q3' 2025 competing bid of \$6.5 billion by KKR),<sup>6</sup> and the \$3.1 billion buyout of post-trade solutions fintech OSTTRA Group by KKR.<sup>7</sup>

PE investment in Germany fell slightly between Q1'25 and Q2'25 — from \$16.9 billion across 214 deals to \$15 billion across 148 deals; the largest deals in Germany occurred in the fintech and utilities spaces, including the \$2 billion buyout of cloud security firm Hornetsecurity by cybersecurity and compliance company Proofpoint<sup>8</sup> and Stonepeak and Energy Equation Partners' \$1.6 billion buyout of a majority share of fuel retailer JET Tankstellen Deutschland from Phillips 22.<sup>9</sup> Meanwhile, after a solid Q2'25, PE investment in France fell quarter-over-quarter — from \$29.5 billion across 239 deals to \$14.5 billion across 196 deals.

“We're seeing a shift as both governments and EMA-based businesses look to become less dependent on the US and China. They're starting to look not just at their domestic market, but at the regional market for sourcing opportunities and ways to drive innovation and development. The region could see quite a significant benefit from this over the longer term. We're already seeing a lot of positive momentum, and the dynamic nature of the funds flowing in the region will likely help with that.”



**Tilman Ost**  
Global Private Equity Advisory  
Leader, KPMG International,  
EMA Head of Private Equity  
KPMG in Germany

<sup>6</sup> Reuters, "KKR outbid Advent in a \$6.5 billion battle to buy Spectris in early Q3'25," 2 July 2025.

<sup>7</sup> Osttra, "S&P Global and CME Group to sell Osttra to KKR for \$3.1 billion," 14 April 2025.

<sup>8</sup> Hornetsecurity, "Proofpoint signs definitive agreement to acquire Hornetsecurity," 15 May 2025.

<sup>9</sup> Stonepeak, "Stonepeak and energy equation partners to acquire majority interest in JET from Phillips 66," 15 May 22 2025

# EMA overview

## Tech-enabled solutions continuing to attract attention; life sciences and healthtech stand out

A number of sectors showed significant resilience to the pause in PE investment this quarter — primarily those focused on technology enablement, including software-focused solutions, healthtech and life sciences, and fintech. Healthtech and life sciences were particularly notable. In the life sciences space, investment hit \$6.4 billion at midyear — a six-year high with six months remaining in the year, with Q2'25 deals including the \$2.8 billion secondary buyout of Sweden-based Karo Healthcare and the \$1.2 billion buyout of UK-based HBI Health & Beauty Innovations. Healthtech continued to trend well ahead of 2024's investment pace, attracting \$26.6 billion by the end of Q2'25 compared to \$37.2 billion for all of last year — despite a slight decline in overall deal volume. The domestic and regional focus of these industries, in addition to the ongoing drive to modernize healthcare systems in many jurisdictions, likely helped keep PE investment in the sector very robust.

## Regional focus coming to the forefront in EMA

Given the current wave of trade and geopolitical uncertainties, there is a growing movement in the EMA region to become less dependent on global economies. Both the EU and individual jurisdictions like the UK, Germany and France have introduced very large tranches of funding this

year to help support domestic innovation and enhance technology sovereignty over the next decade. This backlog of funding, combined with the significantly lower valuations of European companies is helping to balance out some of the current uncertainty in the market with a sense of optimism for future regional investment opportunities.

## Defensetech growing on the radar of PE firms

Historically, many PE firms have exited defense-sector investments — not necessarily due to underperformance, but because these assets did not align with the investment mandates or ESG criteria of a number of funds at the time. Several firms sold off their defense holdings as recently as a few years ago. This has changed dramatically over the last couple of quarters in the region as governments have prioritized defense sector innovation out of the desire to boost regional and jurisdictional capabilities. The sentiment among PE investors has become very positive on the defensetech front, with the expectation that this will be a booming sector in the quarters and years to come. During Q2'25, France saw PE firm Tikehau Capital, CNP Assurances, CARAC Group, and the Societe Generale Assurances join together to launch the Tikehau Defense and Security fund — with an initial commitment of \$175 million — to support the growth of defence focus sectors, including cybersecurity and aeronautics.<sup>10</sup>

“

We've seen PE investors put the foot on the brakes as a result of the tariff announcements by the US administration. It's had a severe impact on deal activity. The level of uncertainty during the quarter was even stronger than the quarters around COVID in many ways, which says something. Talking to market participants and PE houses, you'll hear people say, 'We don't need super-low interest rates. We don't need inflation to be zero. We can find ways to deal with those topics. What we can't deal with is not knowing today what will happen tomorrow.' That's the real challenge right now. ”



**Tilman Ost**  
Global Private Equity Advisory  
Leader, KPMG International,  
EMA Head of Private Equity  
KPMG in Germany

<sup>10</sup> Societe General, "Tikehau Capital, Société Générale Assurances, CNP Assurances and CARAC Group join forces to launch a private equity fund dedicated to European defense and security, available through life insurance and retirement savings products," 16 June 2025.

# EMA overview

## Exit activity relatively soft compared to 2024, but high-quality assets finding buyers

The pace of exit activity in the EMA region was down across all exit types compared to 2024. IPO activity was particularly weak with just \$17.8 billion in exit value at midyear compared to \$89.7 billion in all of 2024. Secondary buyouts were the primary form of exit, with \$53.4 billion in deal value at midyear — compared to \$136.3 billion in all of 2024 — followed by corporate

and strategic acquisitions at \$39.5 billion — compared to \$101.5 billion in all of 2024. While buyers were very cautious this quarter, there continued to be a lot of capital in the market, with buyers willing to pay relatively high prices for high-quality assets.

## India continues to attract strong private equity interest

Private equity activity in India remained robust in Q2'25, with several notable deals across key sectors. Major

transactions included the \$1 billion investment in Haldiram's India (consumer products), the \$799.7 million deal for Sahyadri Hospitals (healthcare) and the \$600 million acquisition of SLK Software (IT services). In the energy sector, significant exits and investments included Jhajjar Power (\$464 million), Evren Energy (\$100 million) and Jupiter International (\$58 million), reflecting ongoing investor confidence in India's infrastructure and energy transition story.



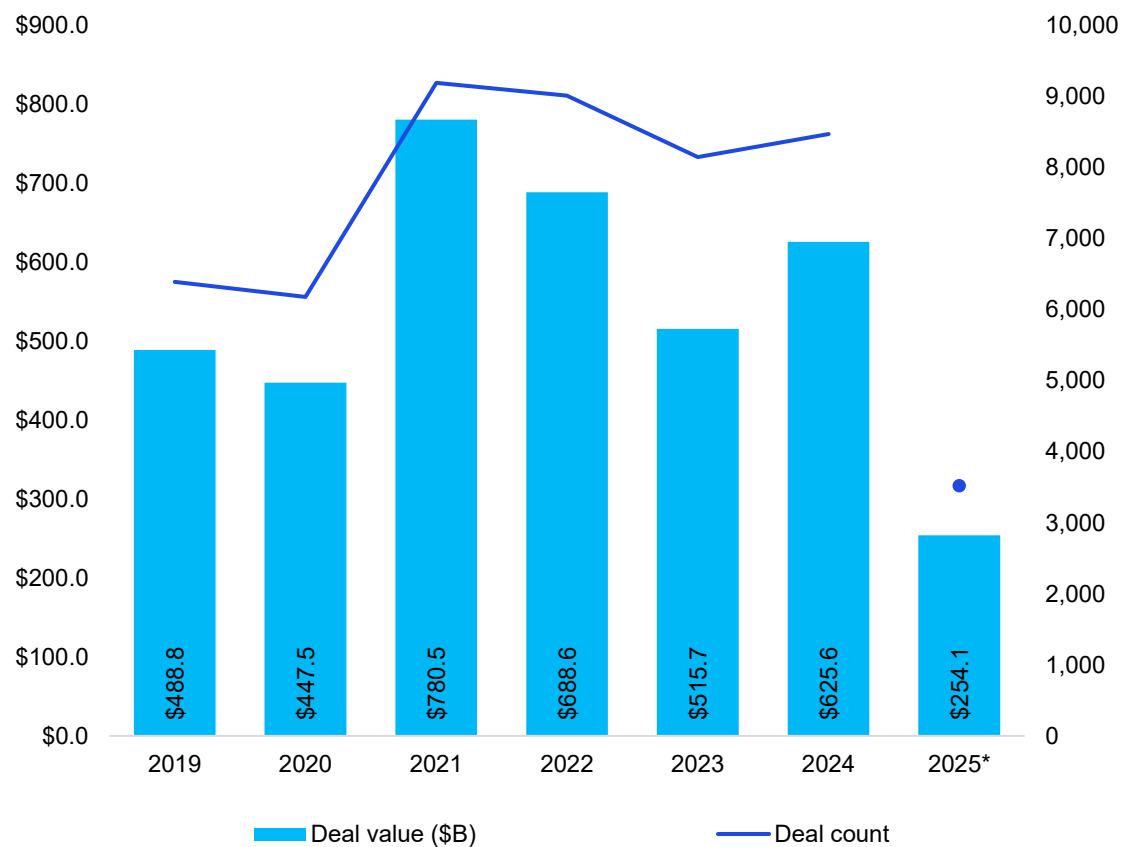
## Trends to watch for in Q2'25

While Q3'25 could be somewhat soft until tariff deals are confirmed and there is more certainty, the long-term outlook for PE investment in the EMA region is quite positive, with more PE firms directing funds towards Europe, in addition to the numerous government initiatives and funding programs aimed at spurring development and innovation.

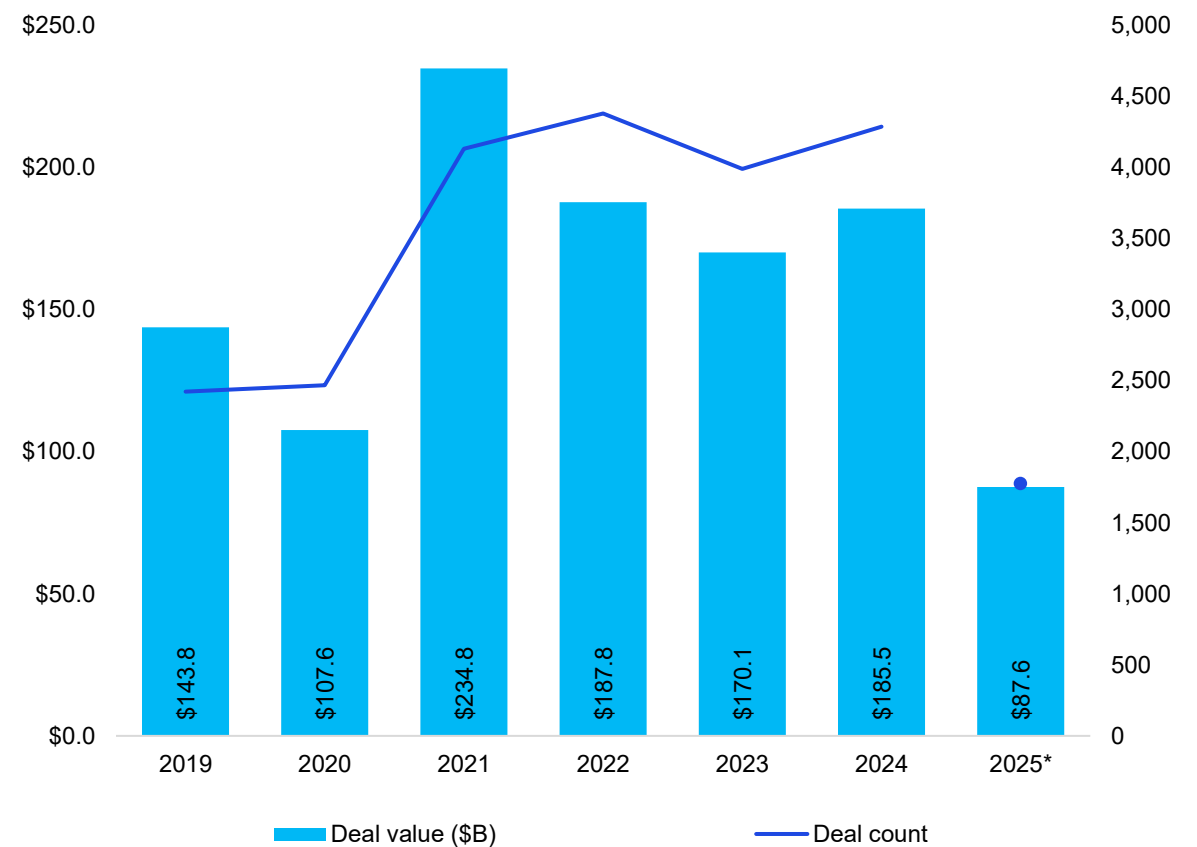
While IPO exit activity is expected to remain very dry in the EMA region over the remainder of the year, given a number of companies that had considered listings later this year have either postponed or paused their plans, high-quality assets will continue to find buyers.

# EMA deal volume slows further

## EMA PE deal activity



## EMA PE add-on/bolt-on activity

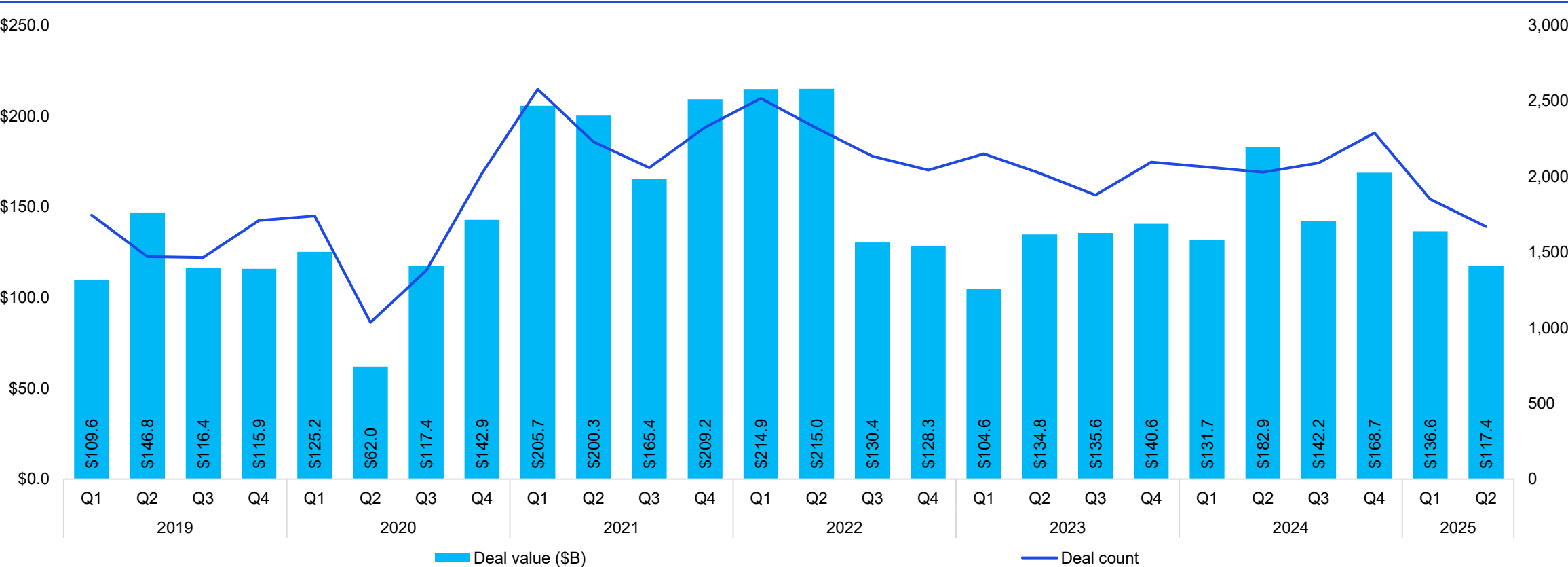


Source: Pulse of Private Equity Q2'25 KPMG analysis of global private equity activity as of June 30, 2025. Data provided by PitchBook.



# Dealmaking remains subdued

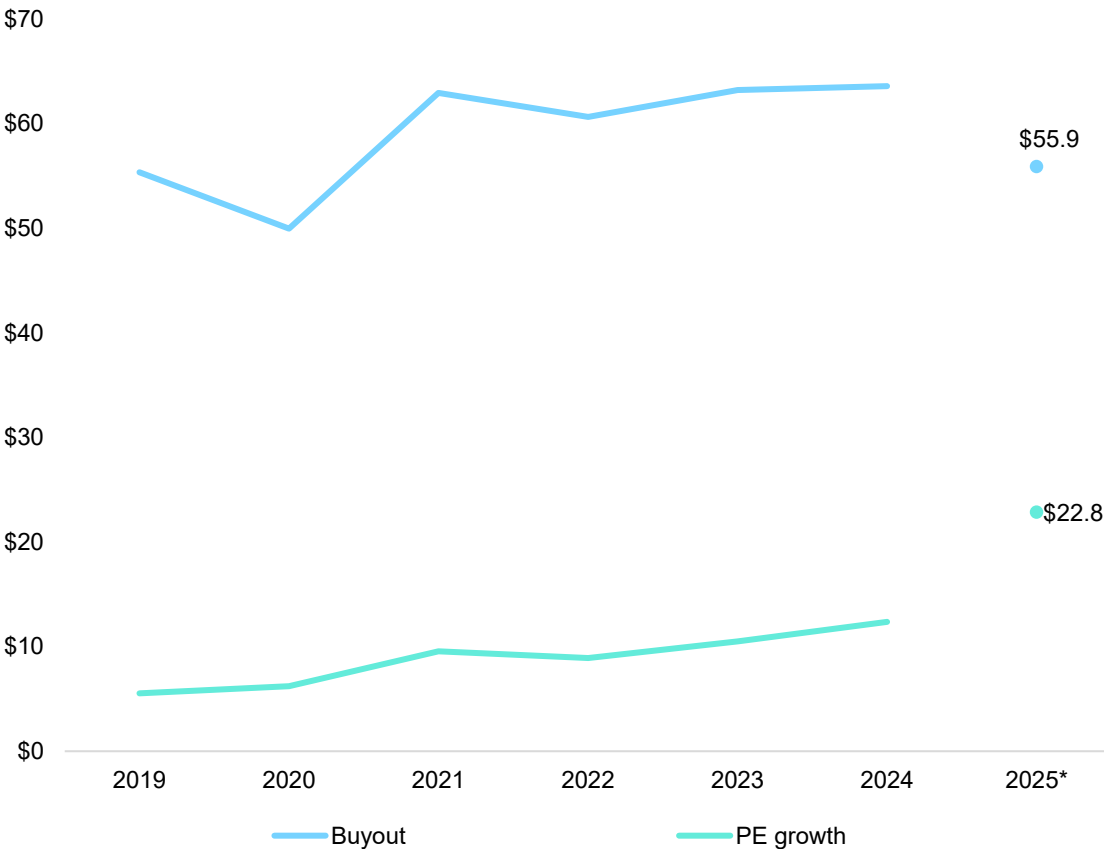
EMA PE deal activity



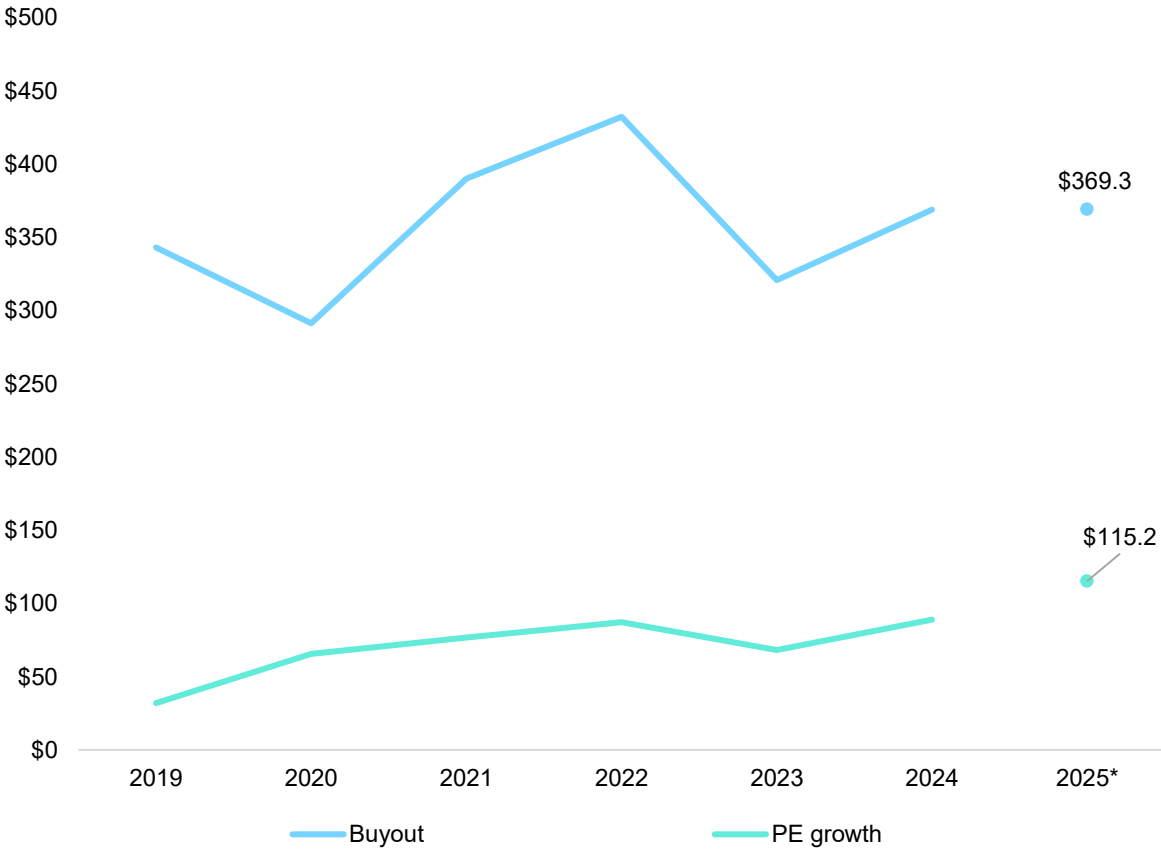
Source: Pulse of Private Equity Q2'25 KPMG analysis of global private equity activity as of June 30, 2025. Data provided by PitchBook.

# Median deal sizes diverge

EMA median PE deal size (\$M) by type



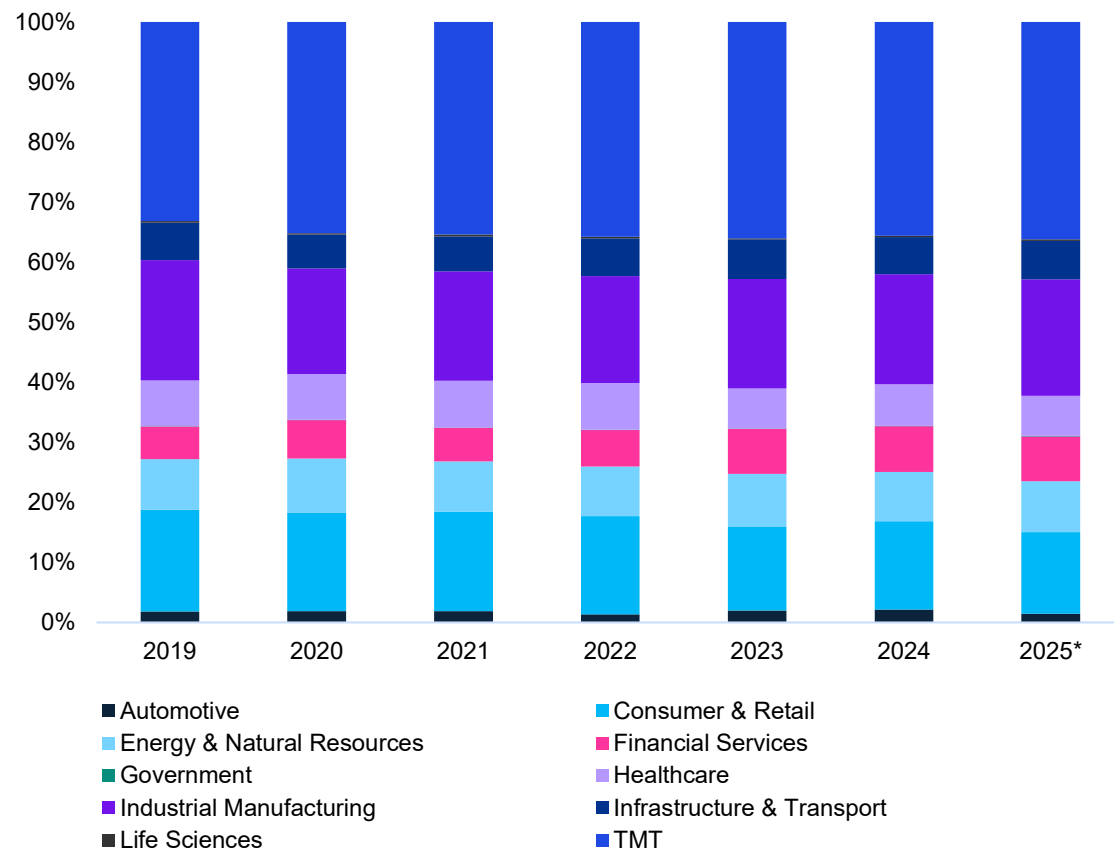
EMA average PE deal size (\$M) by type



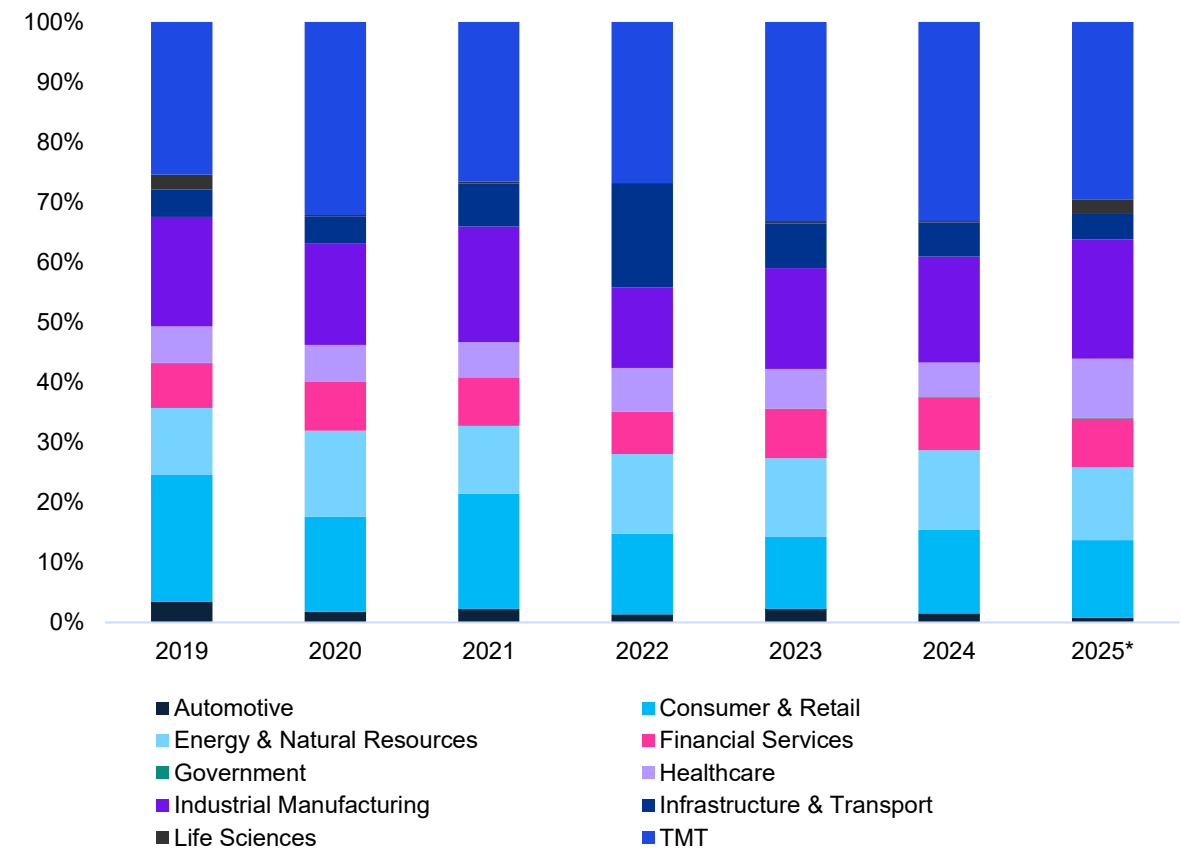
Source: PitchBook, data as of June 30, 2025. Note: The 2025\* figure for M&A is based on a population size of  $n < 30$ .

# EMA deal flow still tilts to software

EMA PE deal activity (#) by sector



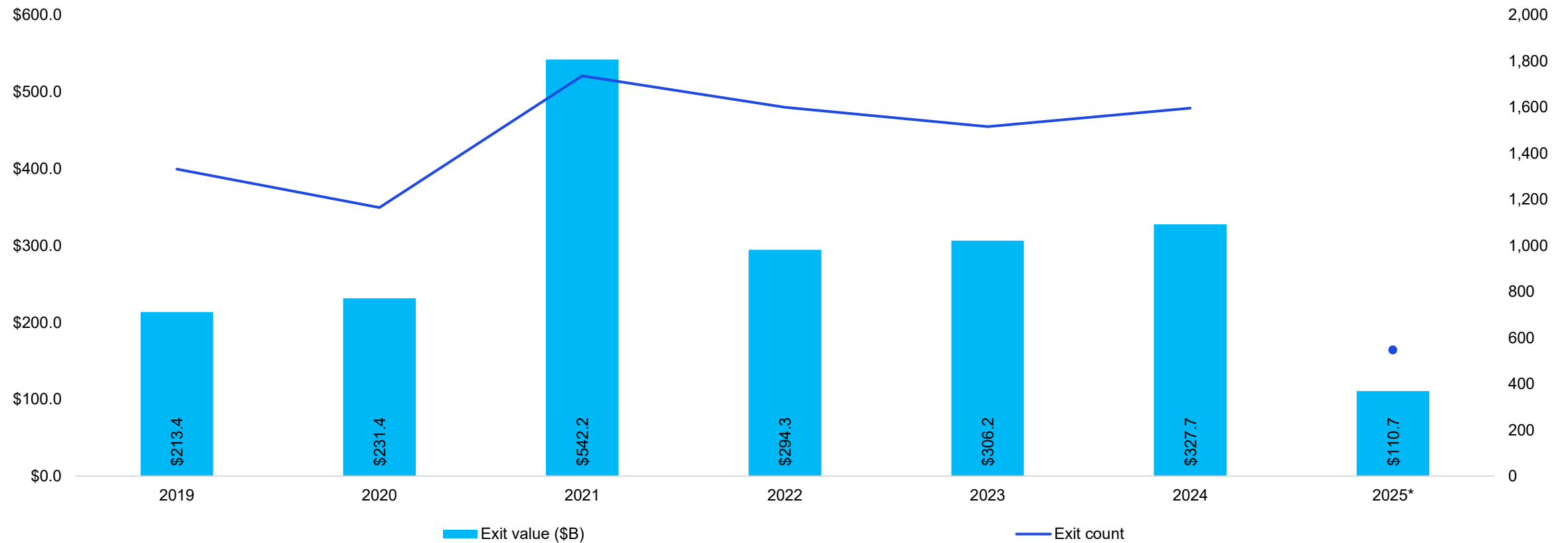
EMA PE deal activity (\$B) by sector



Source: Pulse of Private Equity Q2'25 KPMG analysis of global private equity activity as of June 30, 2025. Data provided by PitchBook.

# Exits slump more

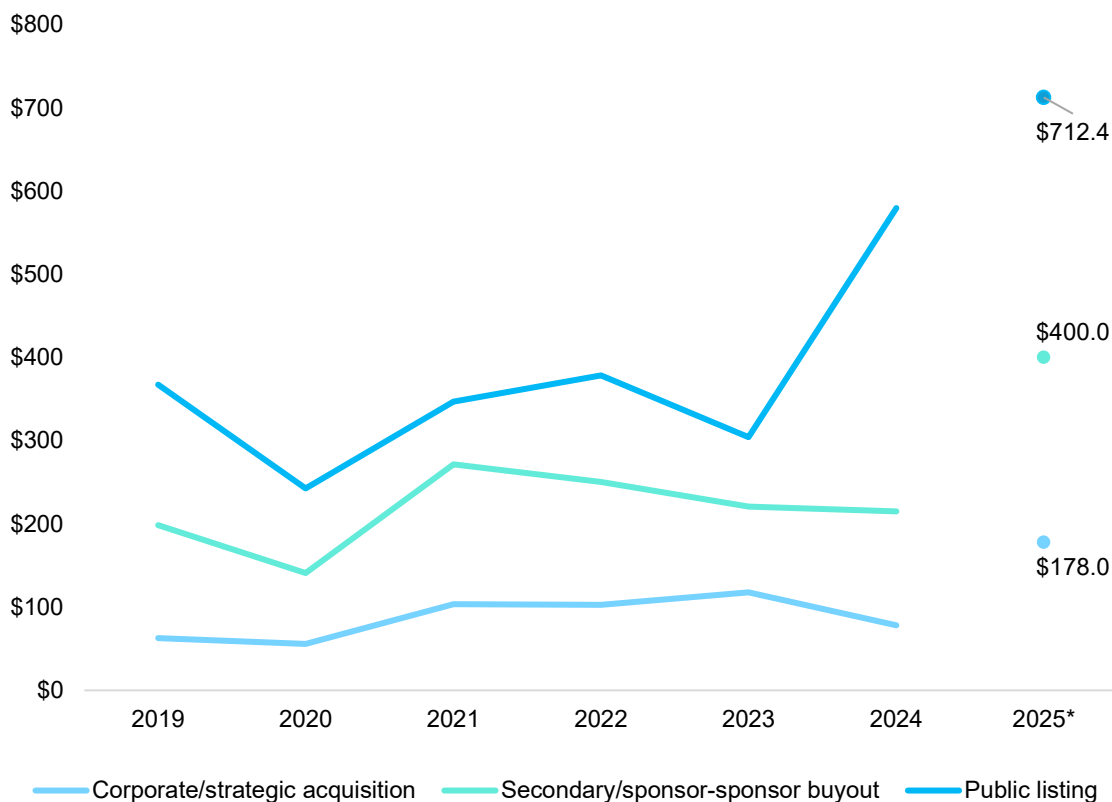
## EMA PE-backed exit activity



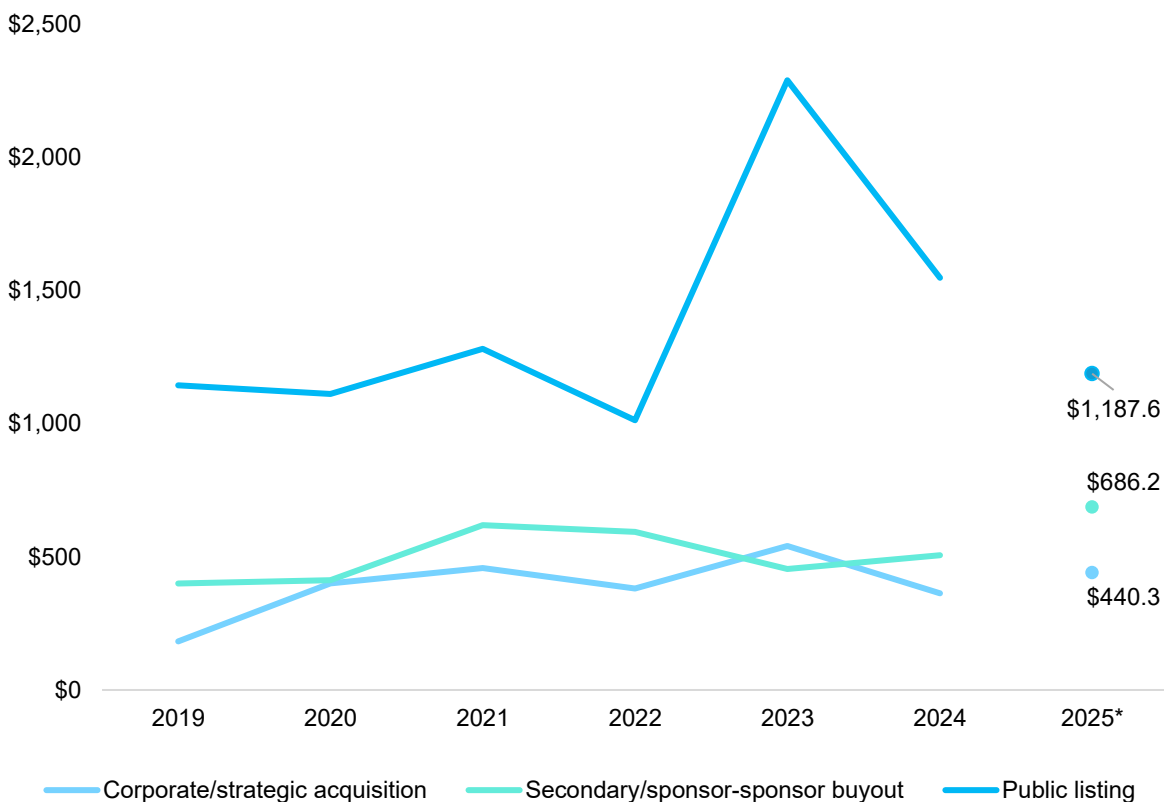
Source: Pulse of Private Equity Q2'25 KPMG analysis of global private equity activity as of June 30, 2025. Data provided by PitchBook.

# Amid few exits, sizes remain healthy

EMA median PE exit size (\$M) by type



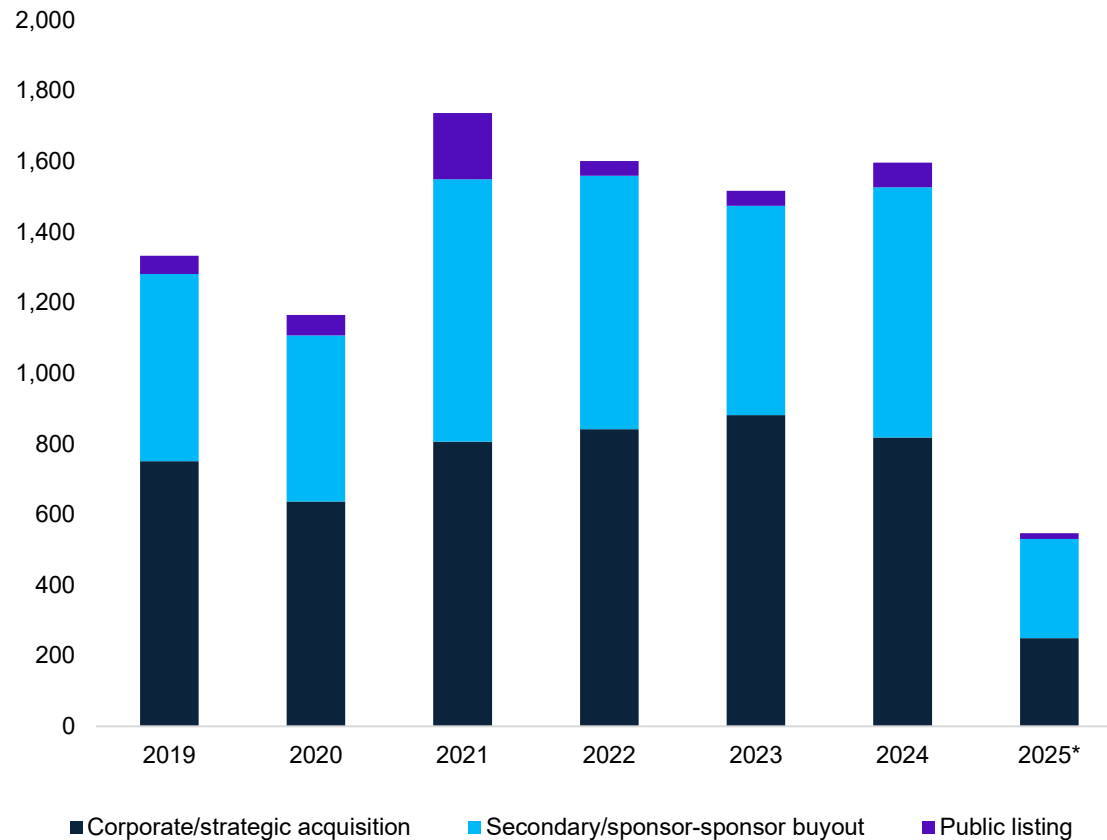
EMA average PE exit size (\$M) by type



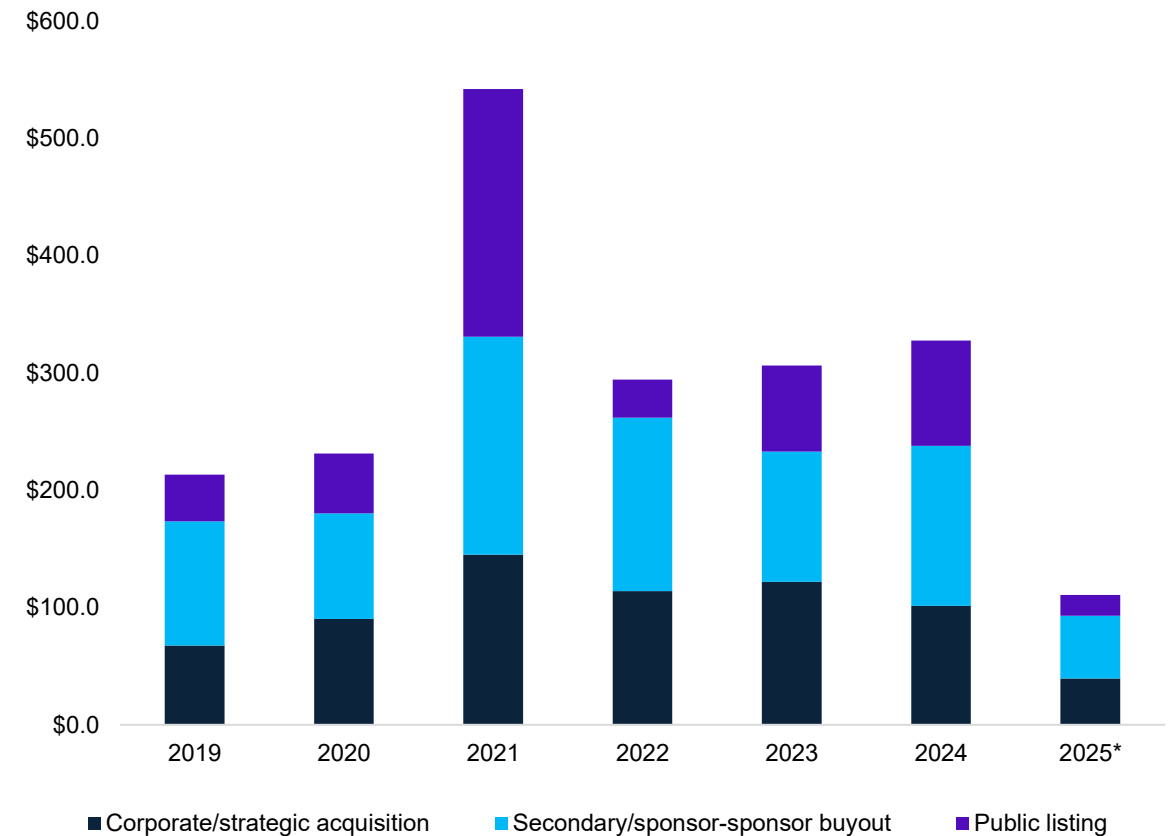
Source: PitchBook, data as of June 30, 2025. Note: The 2025\* figure for public listings is based on a population size of n < 30.

# Fellow PE sponsors power liquidity

## EMA PE-backed exit activity (#) by type



## EMA PE-backed exit activity (\$B) by type

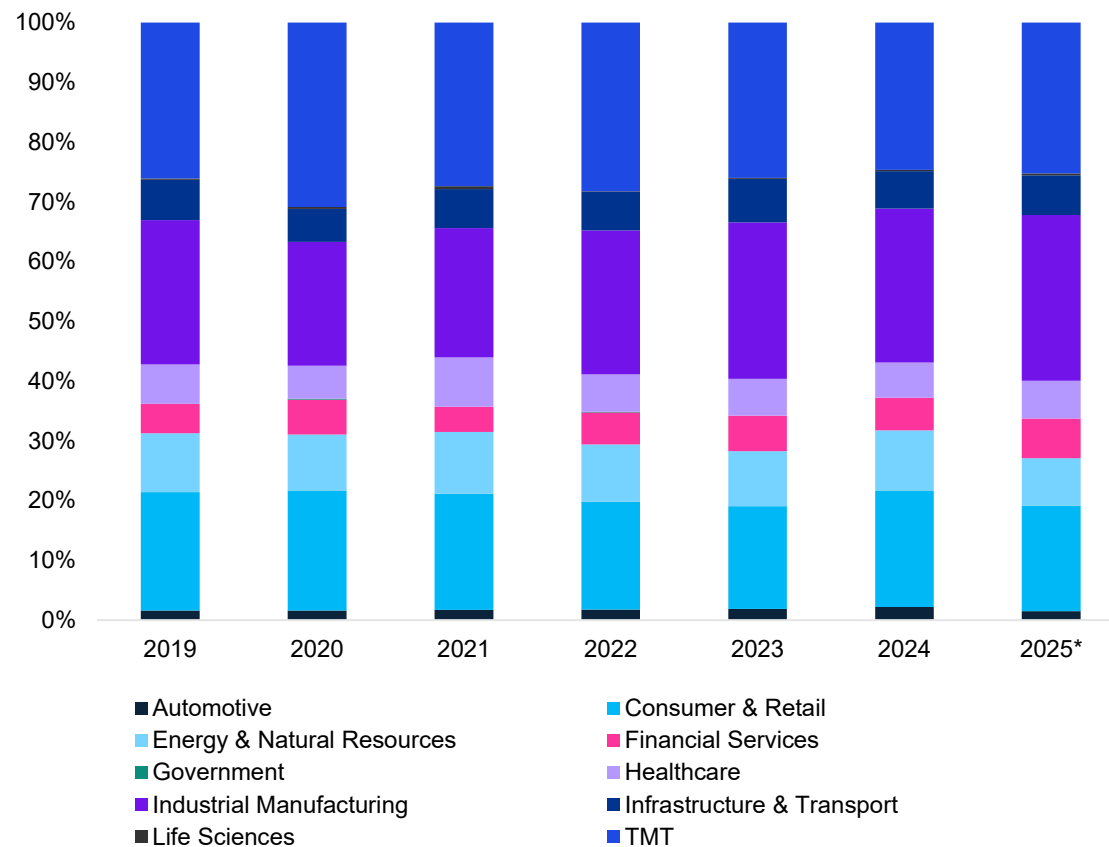


Source: Pulse of Private Equity Q2'25 KPMG analysis of global private equity activity as of June 30, 2025. Data provided by PitchBook.

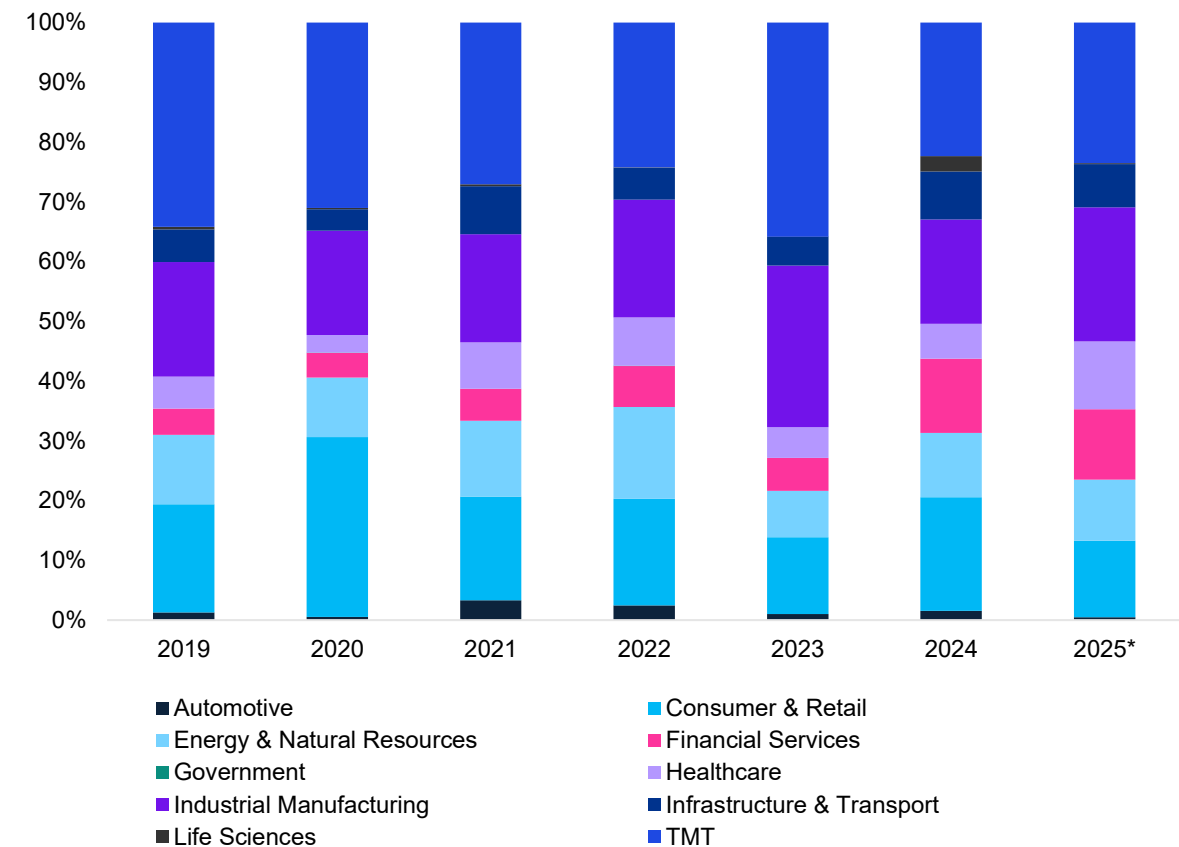


# Tech and industrials propel exit volume

EMA PE-backed exit activity (#) by sector



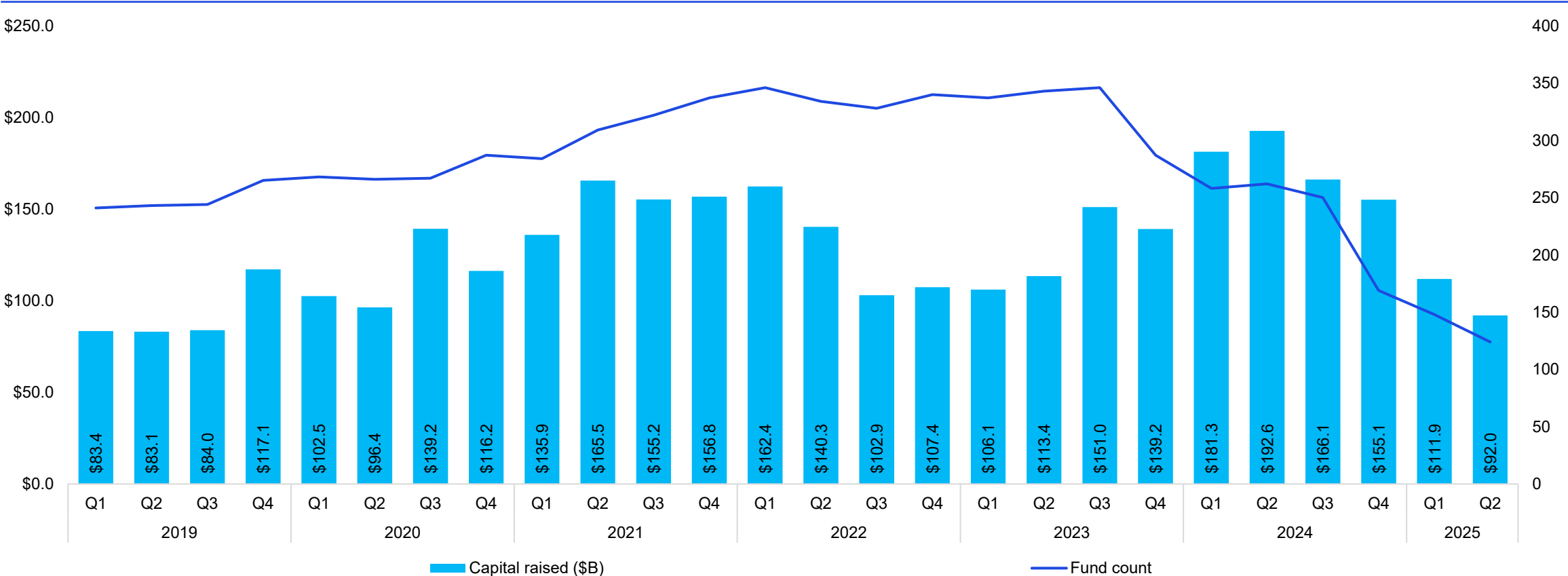
EMA PE-backed exit activity (\$B) by sector



Source: Pulse of Private Equity Q2'25 KPMG analysis of global private equity activity as of June 30, 2025. Data provided by PitchBook.

# The fundraising cycle slides further

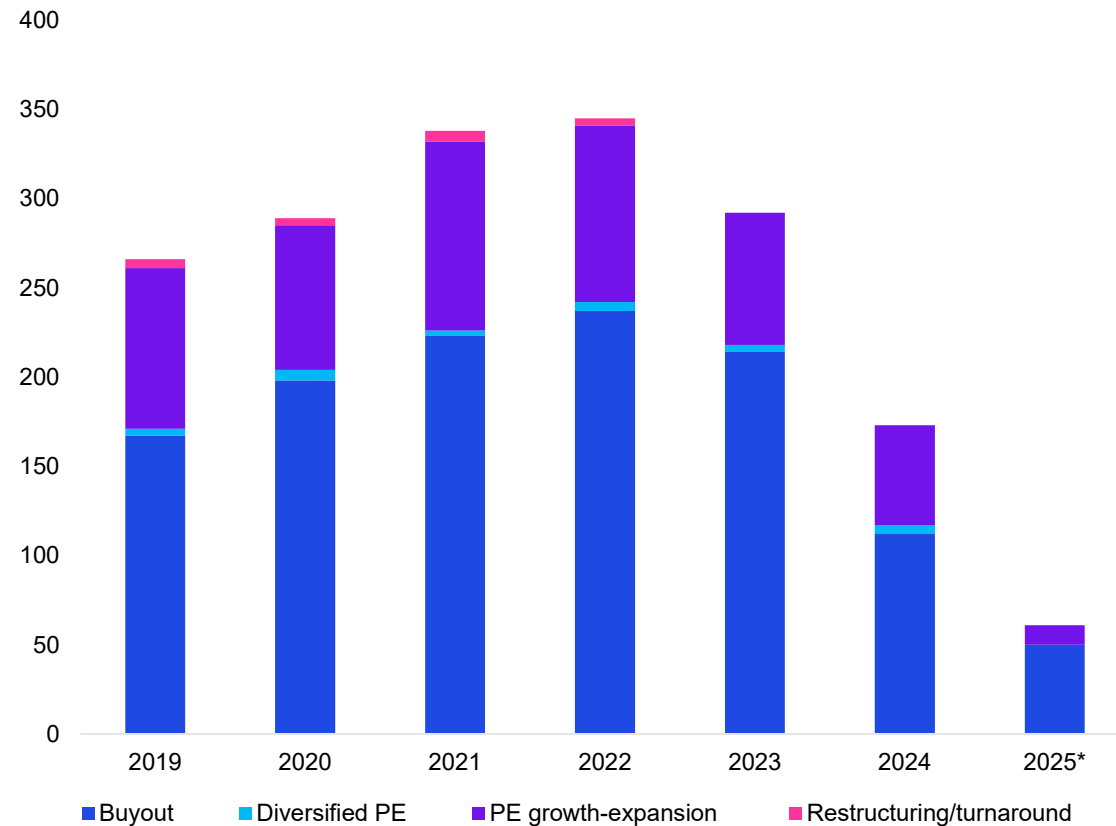
EMA PE fundraising activity (rolling 12-month)



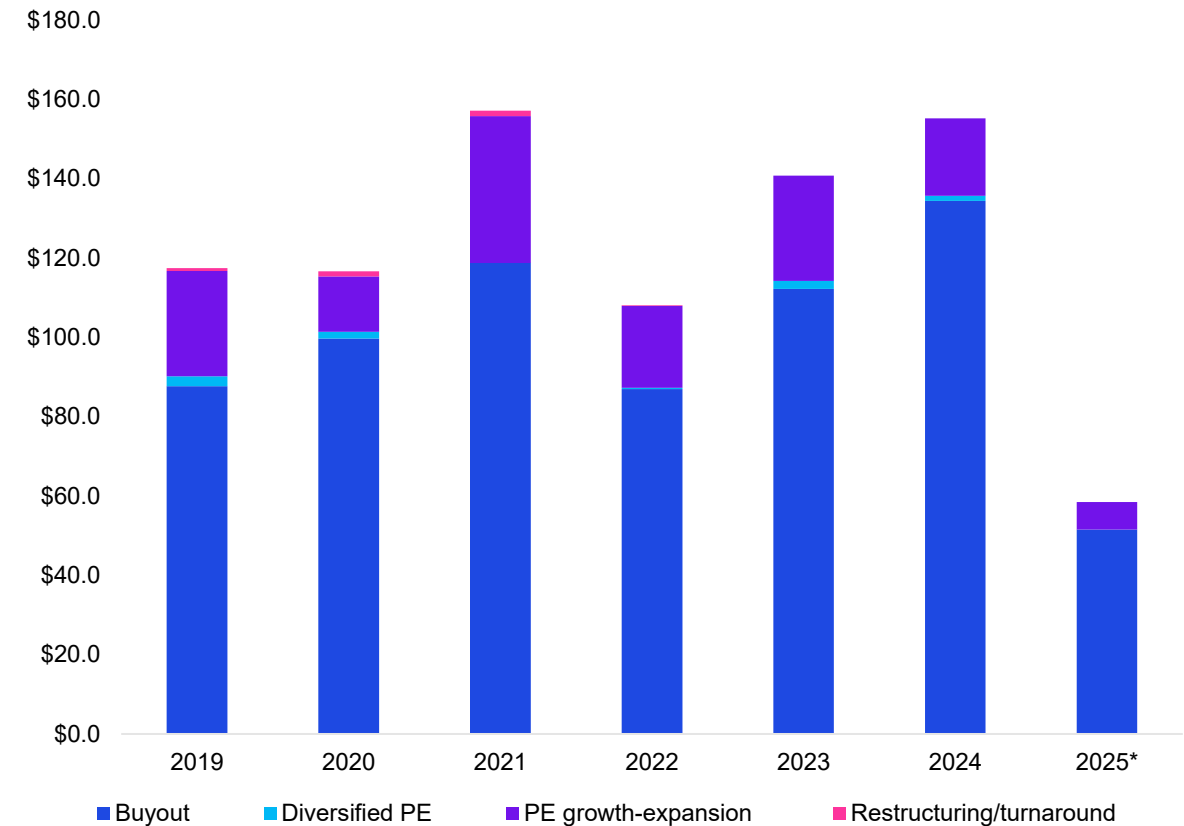
Source: Pulse of Private Equity Q2'25 KPMG analysis of global private equity activity as of June 30, 2025. Data provided by PitchBook.

# Buyout funds hone focus on the middle market

## EMA PE fundraising activity (#) by type



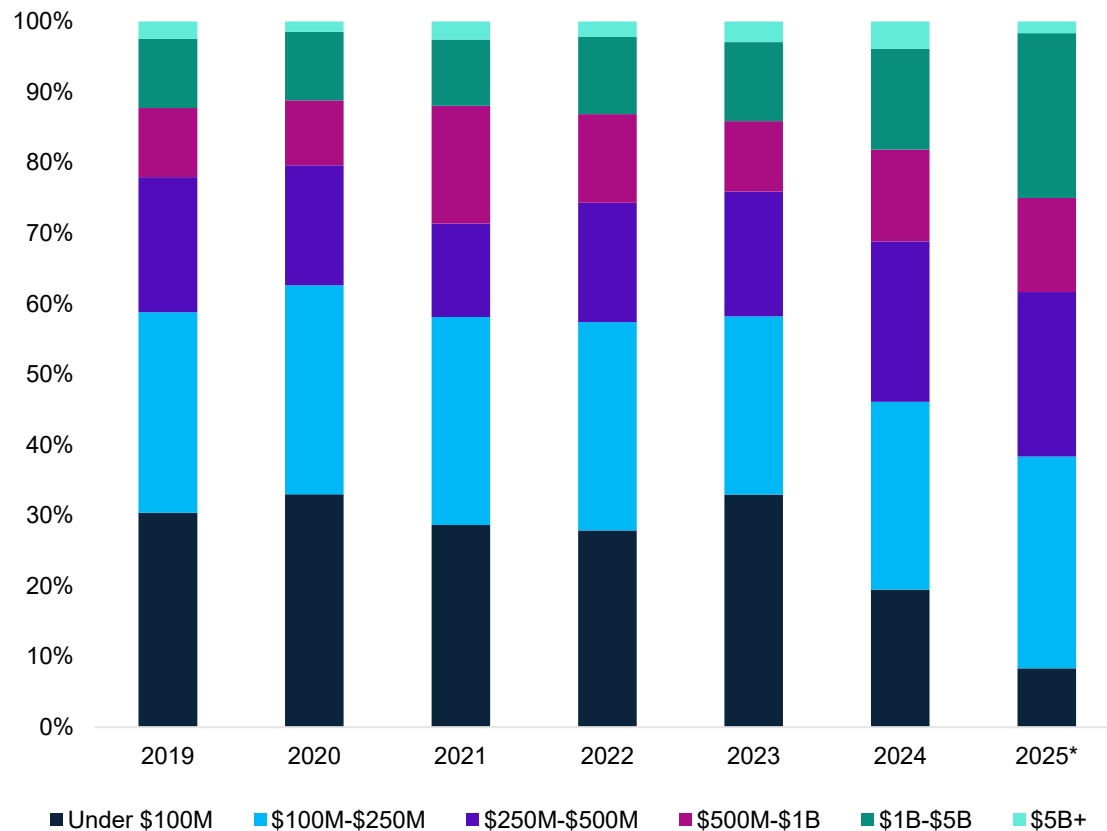
## EMA PE fundraising (\$B) by type



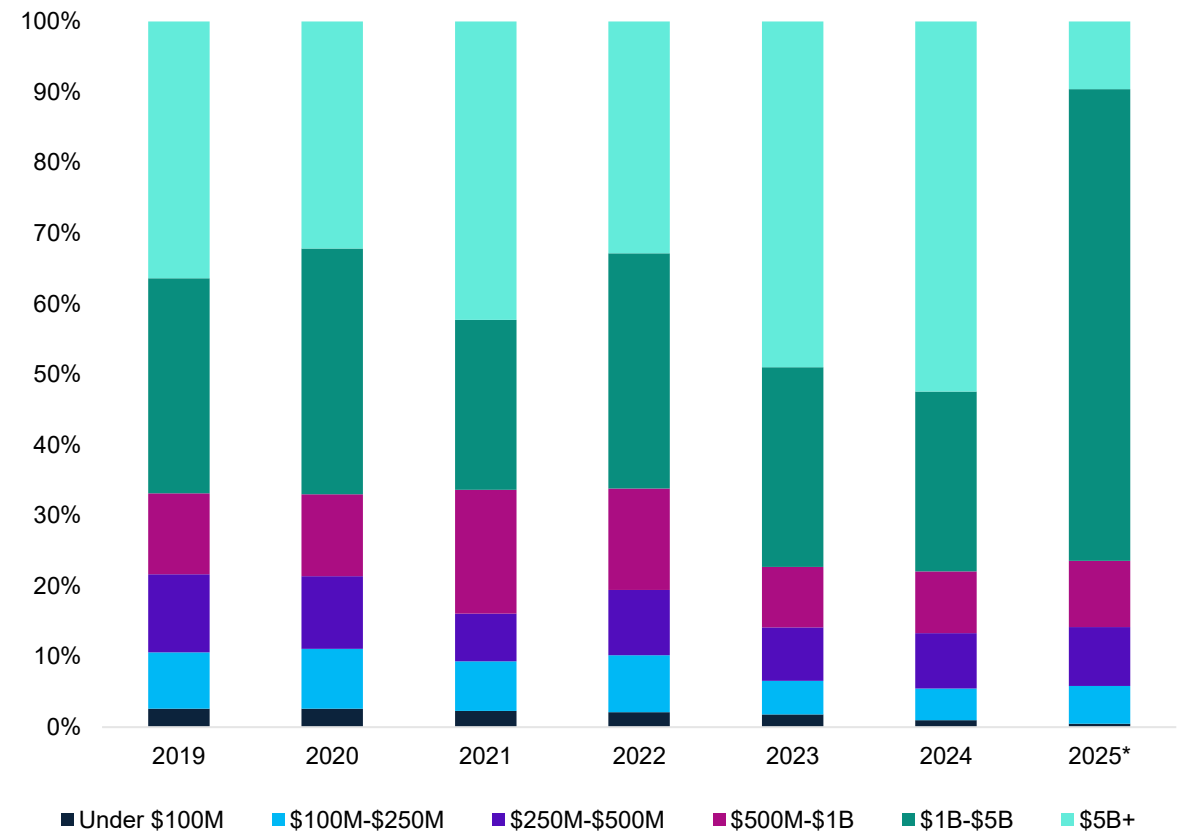
Source: Pulse of Private Equity Q2'25 KPMG analysis of global private equity activity as of June 30, 2025. Data provided by PitchBook.

# Mega-funds stage a comeback

EMA PE fundraising activity (#) by size



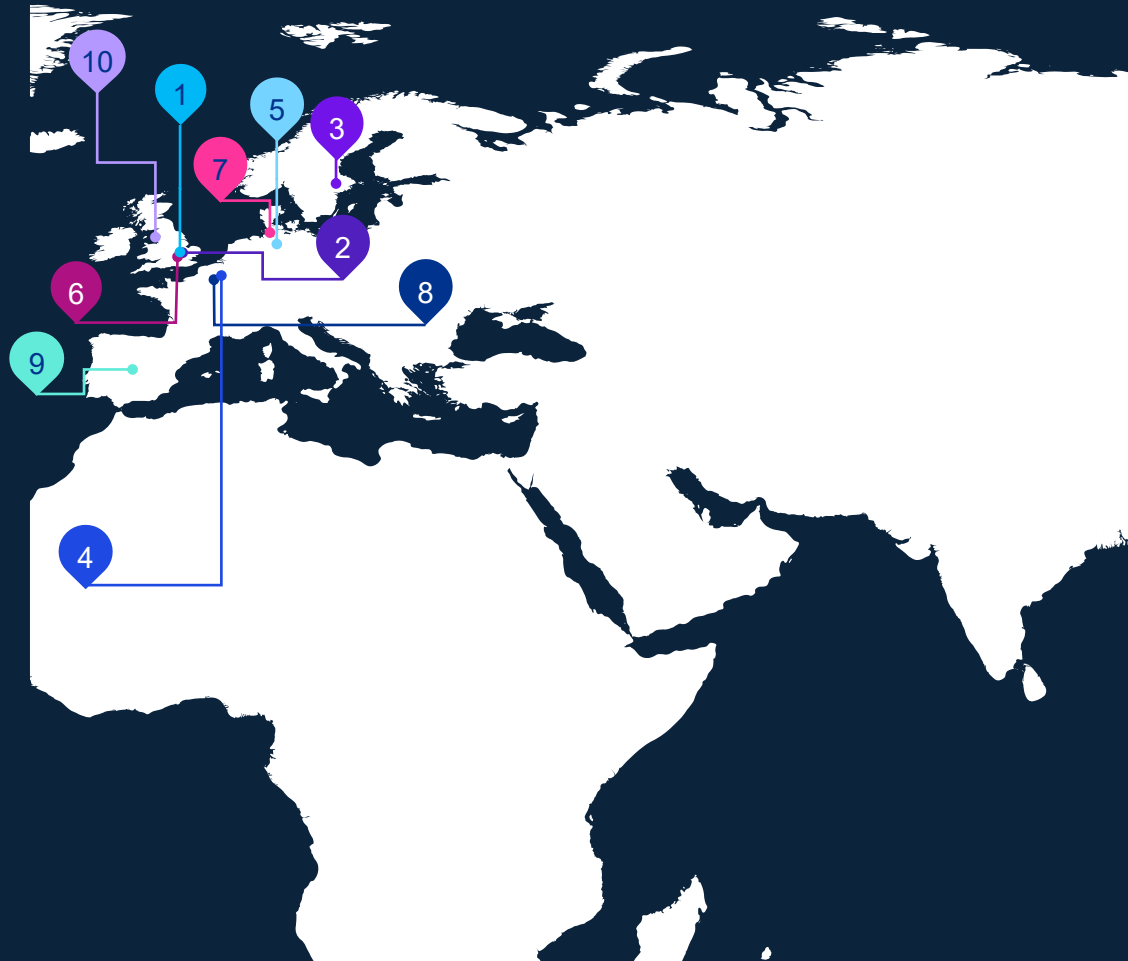
EMA PE fundraising (\$B) by size



Source: Pulse of Private Equity Q2'25 KPMG analysis of global private equity activity as of June 30, 2025. Data provided by PitchBook.

# EMA

## Top 10 EMA deals announced in Q2 2025



1. **Spectris** — \$5.1B/6.5B\*, London, UK — Public-private, *Instrumentation*
2. **OSTTRA Group** — \$3.1B, London, UK — Buyout, *Financial software*
3. **Karo Healthcare** — \$2.8B, Stockholm, Sweden — Secondary buyout, *Pharmaceuticals*
4. **Kereis** — \$2.3B, Paris, France — Secondary buyout, *Insurance*
5. **Hornetsecurity** — \$2B, Hanover, Germany — Add-on, *Network management software*
6. **Finastra Treasury & Capital Markets** — \$2B, London, UK — Corporate divestiture, *Financial services*
7. **ET Tankstellen** — \$1.7B, Hamburg, Germany — Buyout, *Utilities*
8. **Eutelsat Communications** — \$1.5B, Issy-les-Moulineaux, France — M&A, *Communications & networking*
9. **Livensa Living** — \$1.4B, Madrid, Spain — Add-on, *Hotels*
10. **HBI Health & Beauty Innovations** — \$1.2B, Runcorn, UK — Corporate divestiture, *Pharmaceuticals*

Source: Pulse of Private Equity Q2'25 KPMG analysis of global private equity activity as of June 30, 2025. Data provided by PitchBook.  
 \*Note: During the timeframe of Q2 2025, the Spectris transaction was announced at \$5.1 billion. However, after the timeframe of this report, in early July, a new bid came in at \$6.5 billion. Given it was not within the timeframe of this report, the transaction size of \$5.1 billion is reflected in the datasets, but the new bid size is included above to acknowledge the shift in the transaction.



05

**In Q2'25, ASPAC  
PE-announced  
deals amounted  
to \$20.8B across  
220 transactions**



# ASPAC overview

It was a slower quarter for Asia in Q2'25. Overall PE investment decreased from \$36.2 billion across 282 deals in Q1'25 to \$20.9 billion across 220 deals in Q2'25.

Beneath the surface, the private equity landscape varied significantly by country. China saw a pronounced slowdown in deal activity, weighed down by ongoing macroeconomic and geopolitical pressures, while markets like Australia showed strength and helped offset some of the regional decline. When contemplating deals, PE investors in the region are increasingly relying on Material Adverse Change (MAC) clauses and other legal safeguards; this underscores the shift towards a more defensive and risk-aware approach to dealmaking.

## While PE investment falters in China, other jurisdictions see major pick-up

PE investment in China fell through the floor in Q2'25, dropping from an already suppressed \$4.9 billion in Q1'25 to just \$700 million across 20 deals in Q2'25; both the volume of PE investment and the number of PE deals were lower than any results seen during the last 10 years.

The rapidly evolving tariff war between the US and China likely drove significant caution among PE investors. It is expected that most PE investors will sit on the fence until the trade uncertainties are resolved.

Japan saw mixed results this quarter, with total investment dropping from \$16.8 billion across 62 deals in Q1 to just \$3.6 billion across 66 deals in Q2. The largest deal was Hulic Co's announced plans to acquire the remaining stake in Koken Boring Machine from Hitachi Construction Machinery for \$446.9 million

On the flip side, Australia saw strong PE investment — almost doubling between Q1'25 and Q2'25, from \$5.6 billion across 81 deals to \$11.2 billion across 71 deals. Two billion+ deals helped drive this surge — the \$2.5 billion sale of Australia-based Aveo Group by Brookfield to a consortium of acquirers and the \$1.8 billion acquisition of Macquarie Asset Management's US and Europe-based investment businesses by Japan-based Nomura.<sup>11</sup>

“

There was quite a strong expectation heading into this year that the environment was going to get a lot better compared to 2023 and 2024, but the reality is that's been delayed. There's just a lot of uncertainty at the moment and that makes investing difficult. We'll continue to see pockets of strength here, like in Australia this quarter, but I think at a regional level PE investors are going to be looking for a period of smooth sailing before they really get back to business in a big way. ”



**Andrew Thompson**  
Partner, Asia Pacific Head  
of Private Equity  
KPMG in Singapore

<sup>11</sup> Macquarie, "Macquarie Group announces agreement to divest Macquarie Asset Management's public investments business in North America and Europe and enter broader strategic relationship with Nomura," 22 April 2025

# ASPAC overview

## Sector divergence defines the quarter for Asia

Private equity investment in Asia this year revealed sharp sector-level contrasts. Industrial manufacturing was consistent, attracting \$12.2 billion in PE investment by the end of Q2'25 — already on pace to match the \$24.5 billion seen during all of last year. Energy and natural resources also experienced relative consistency, attracting \$6.9 billion by midyear, compared to \$15.4 billion in all of 2024. Healthcare proved to be another bright spot — accounting for three of Asia's top 10 deals during Q2'25, including the \$2.5 billion secondary buyout of Aveo Group and notable deals for South Korea-based Viol (\$379.6 million) and Australia-based Health Metrics (\$400 million).

In contrast, the consumer and retail sector struggled significantly during the first half of the year, pulling in only \$4.5 billion — on pace for the slowest year on record. TMT, a historical heavyweight, also saw investment slow dramatically, with just \$11.1 billion during the first half of 2025, compared to \$44.5 billion in all of 2024. The wide

divergence in sector performance highlights the highly selective investment environment in Asia, shaped by both global macro conditions and shifting regional priorities.

## PE investors in Asia looking for tariff uncertainty to settle, but interest remains strong

The announcement of tariffs by the US and the trade war with China dampened PE investment activity in Asia during the quarter, although several large deals kept PE investment very robust. The challenge for PE investors in the region at the moment is not the tariffs themselves, so much as the continued uncertainty as to what the end landscape will look like. This halted dealmaking on a number of fronts during Q2'25 as the uncertainty made it difficult to price deals appropriately — particularly those focused on companies producing goods for export. Once there is some clarity as to tariff policies and structures and PE funds have had a chance to incorporate the new information into their deal evaluation and due diligence processes, deal activity will likely begin to pick up again.

## US-China trade tensions could be a boon to investment in other jurisdictions in Asia

The general sentiment within the PE market in Asia is that any final US tariffs applied will likely be more challenging for China than for many other jurisdictions in the region. This is causing some PE investors to start taking a second look at opportunities in jurisdictions expected to be less affected by tariff levels because of a belief that the US will not be able to reshore all manufacturing activities given the significant difference in labor and operating costs. In particular, the implementation of tariffs could be beneficial to jurisdictions in Southeast Asia — such as Malaysia, the Philippines, Indonesia, Thailand and Vietnam — as they may be able to attract new waves of investment based on having lower costs of labor and lower tariff rates than China. This is causing some optimism in some jurisdictions within Asia — although it could, if realized, come at the expense of others.

# ASPAC overview

## South Korea's PE market evolving rapidly — well positioned to break out

South Korea's PE market has been evolving quite quickly in recent quarters and appears to be following in Japan's footsteps towards a very positive trajectory. Sentiment

has been shifting in the country, with companies becoming more amenable to PE investments and the idea of divesting themselves of non-core assets. During Q2'25, for example, South Korea attracted a number of PE deals, including the \$965.7 million sale of LG Chem's water filtration business to Glenwood PE,<sup>12</sup> the Q2 2025

investment of nearly \$380 million in and then early July \$400 million acquisition of an 85 percent stake in medical device company ViOL by VIG partners,<sup>13</sup> and the \$294.5 million buyout of flexible circuit board manufacturer Si Flex by Well to Sea Investment.<sup>14</sup>



## Trends to watch for in Q2'25

Heading into Q3'25, many PE investors in Asia are sitting on the fence because of the currently unpredictable tariff situation combined with deepening geopolitical tensions. Looking forward, there will need to be more certainty as to the future state of global trade before PE investment will see any kind of sustained growth in deal numbers across the region. Despite current uncertainties, PE investors in Asia will likely continue to be interested in high-quality assets and future-focused assets, like AI infrastructure.

Asia is also well positioned to see increasing geographic diversification of PE investments as PE investors increasingly look at making investments in jurisdictions expected to see lower tariff rates than others — although any major uptick in deals could take time to materialize.

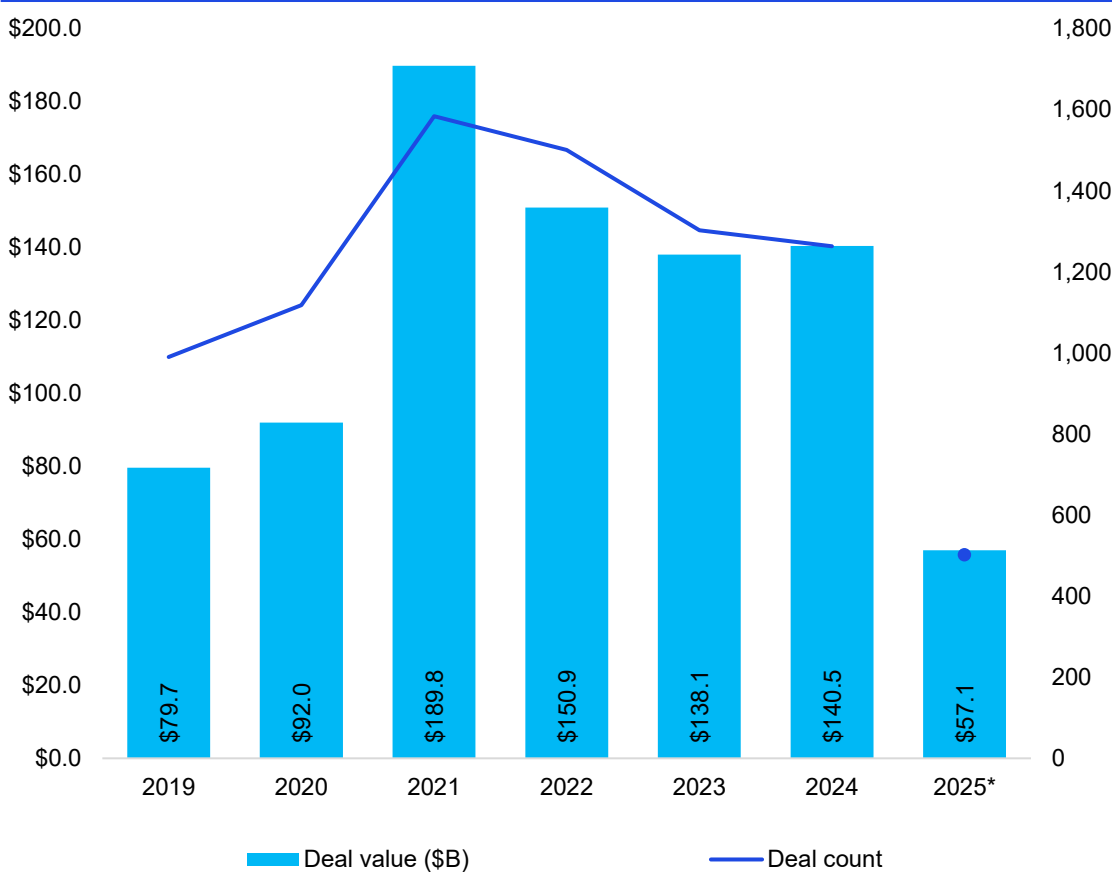
<sup>12</sup> The Korea Economic Daily, "LG Chem closes \$1 bn water filter division sale to Glenwood PE," 13 June 2025.

<sup>13</sup> Pulse, "VIG Partners secures 85% stake in ViOL," 9 July 2025.

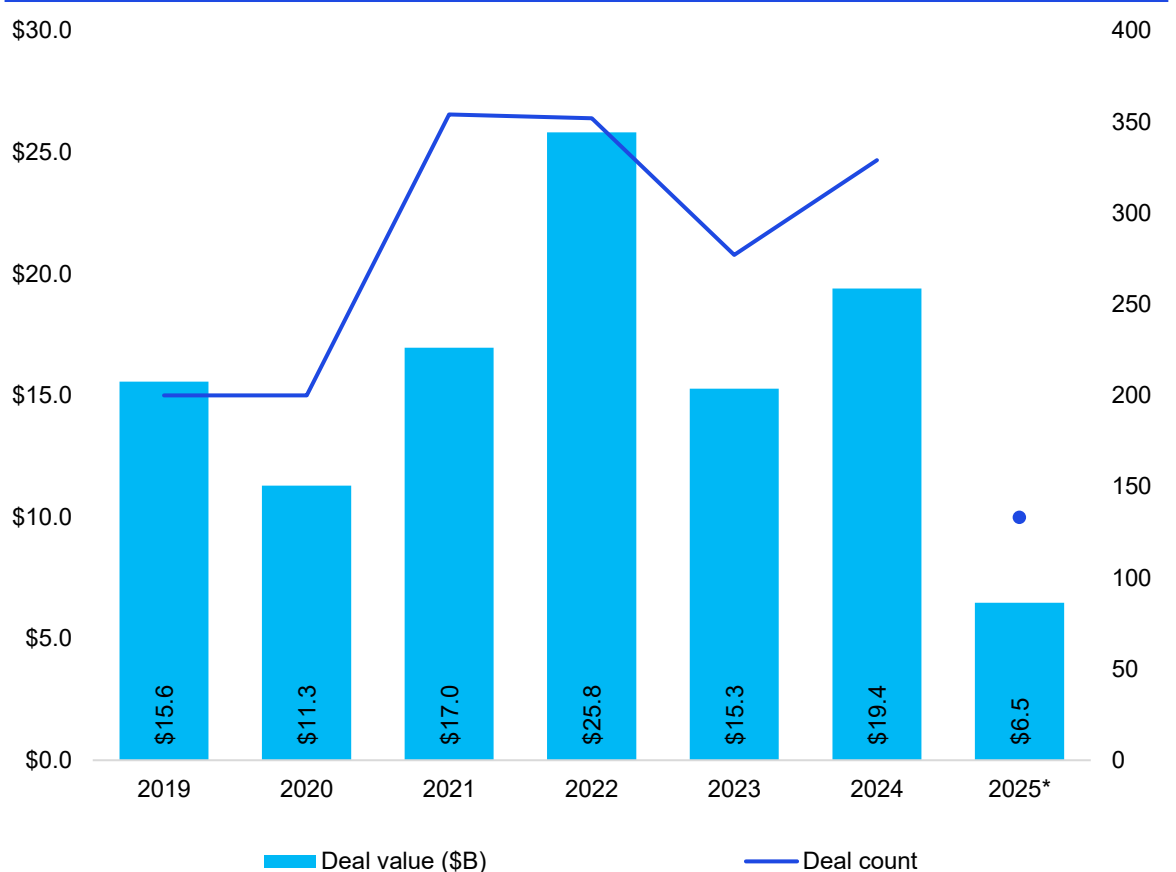
<sup>14</sup> Chosun Biz, "Woltocean invests 430 billion won to acquire SI FLEX's management rights," 14 April 2025.

# Deal value slows

## ASPAC PE deal activity



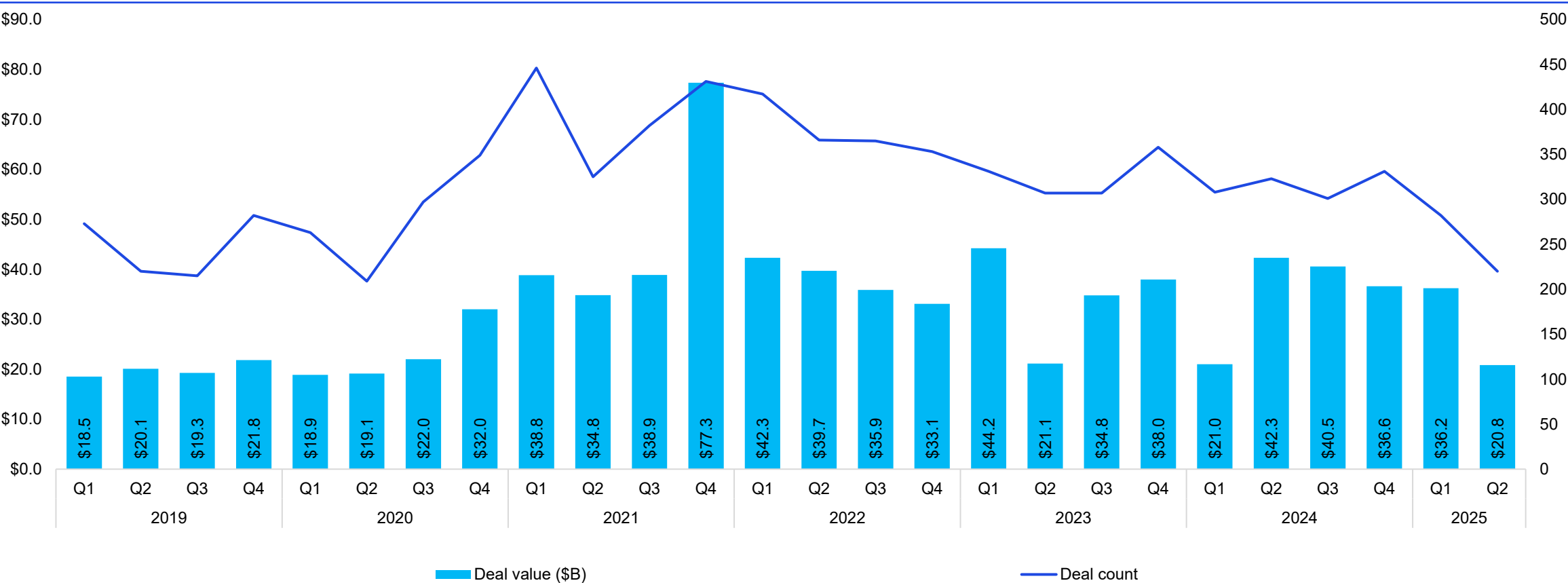
## ASPAC PE add-on/bolt-on activity



Source: Pulse of Private Equity Q2'25 KPMG analysis of global private equity activity as of June 30, 2025. Data provided by PitchBook.

# Q2 sees lowest deal value tally in years

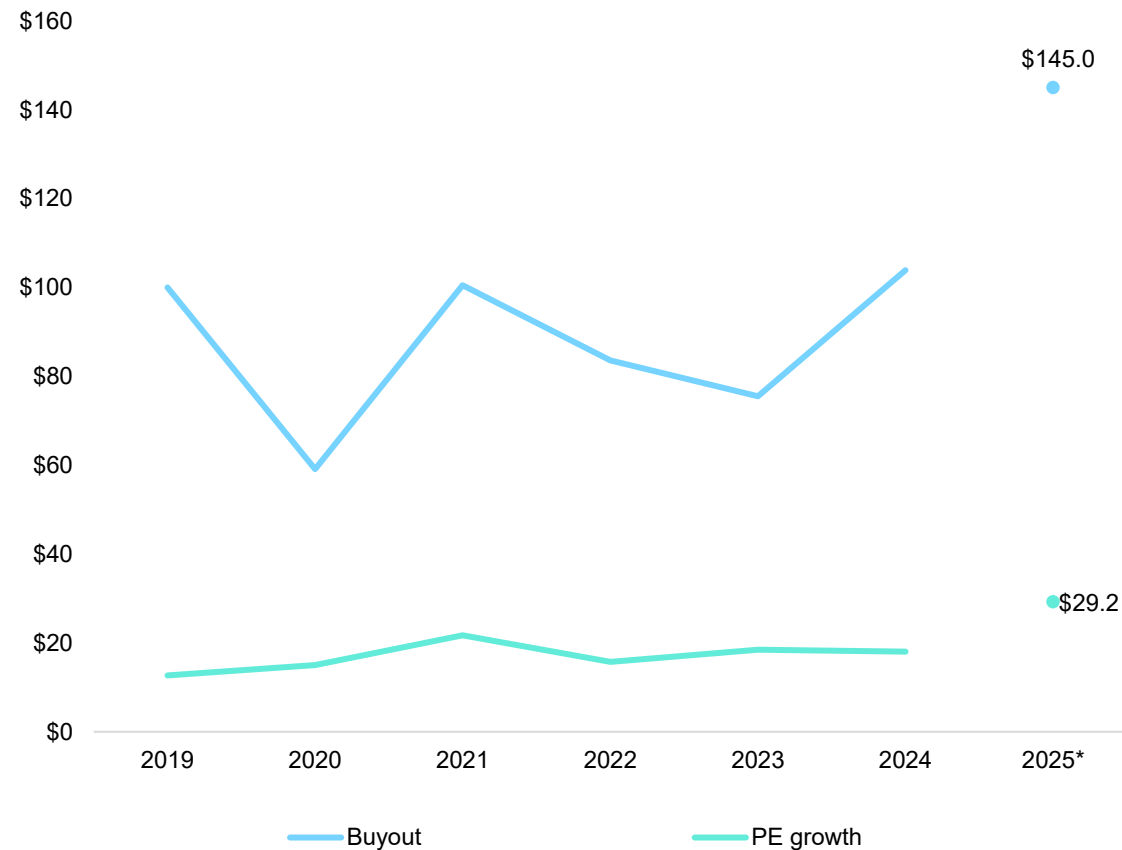
ASPAC PE deal activity



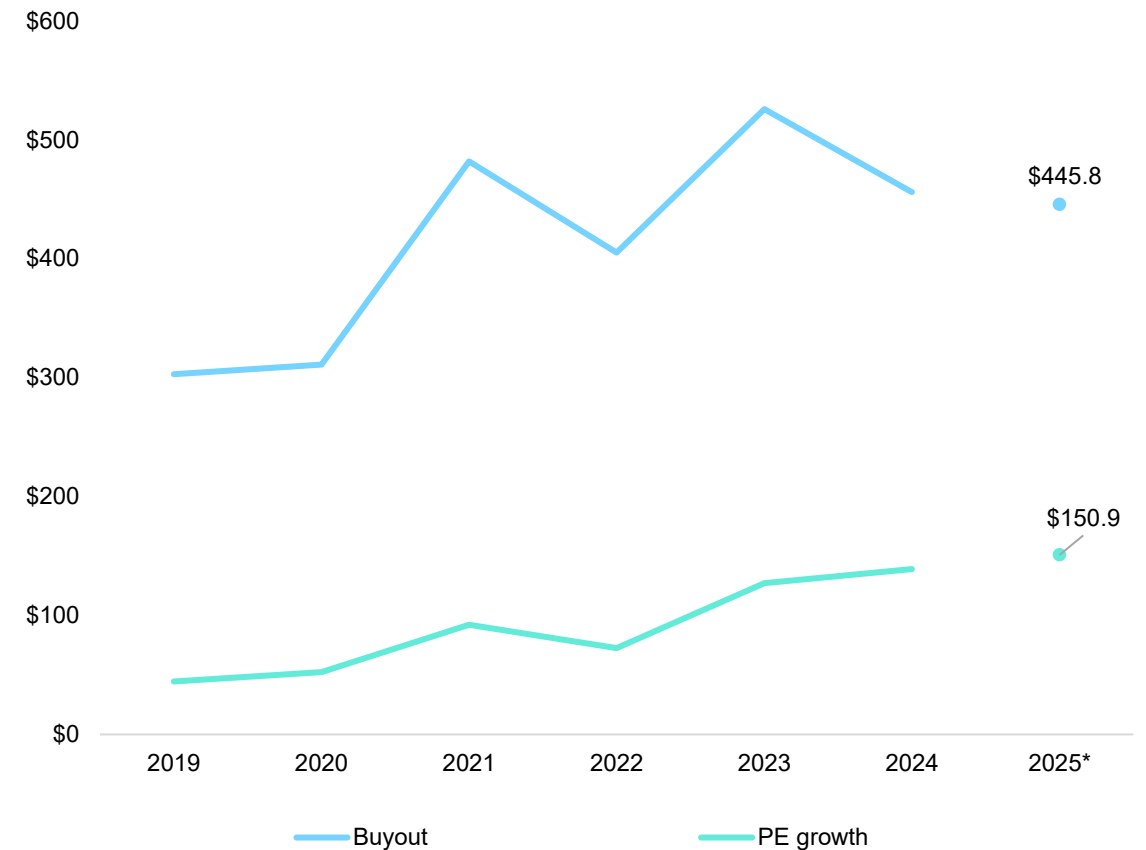
Source: Pulse of Private Equity Q2'25 KPMG analysis of global private equity activity as of June 30, 2025. Data provided by PitchBook.

# Deal metrics surge to new highs

## ASPAC median PE deal size (\$M) by type



## ASPAC average PE deal size (\$M) by type

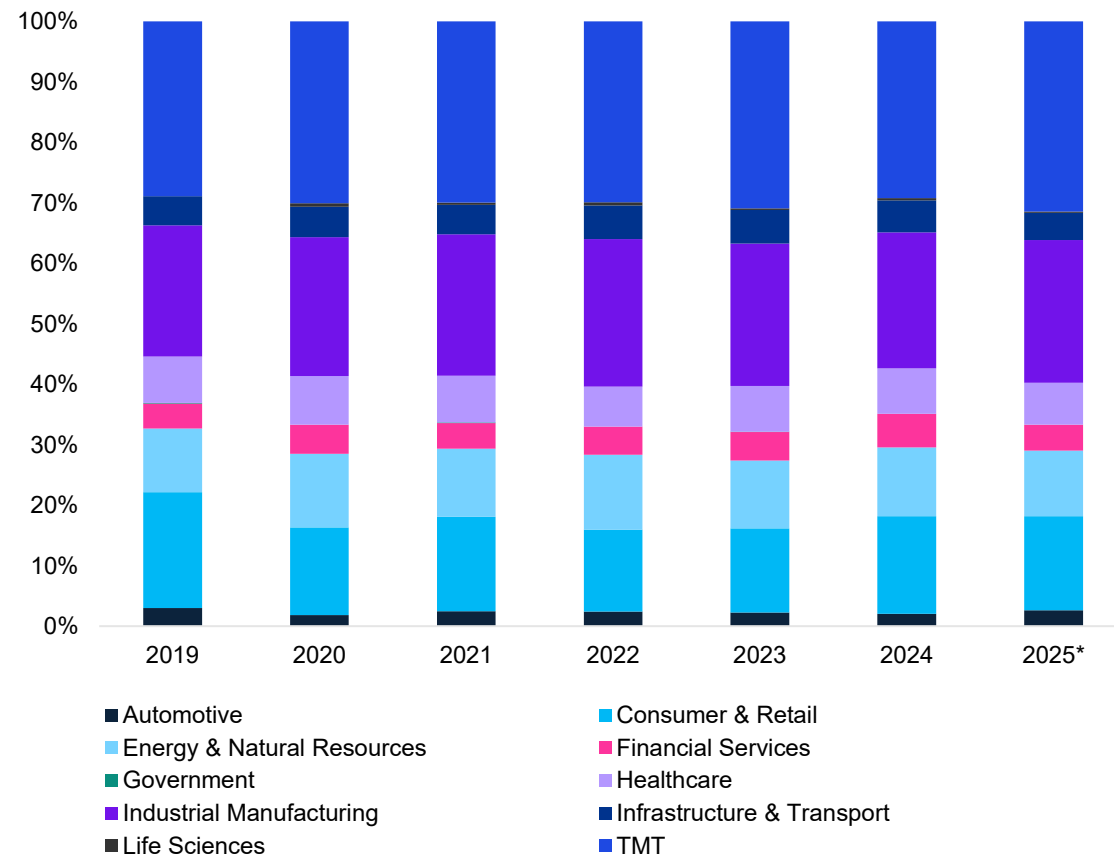


Source: Pulse of Private Equity Q2'25 KPMG analysis of global private equity activity as of June 30, 2025. Data provided by PitchBook.

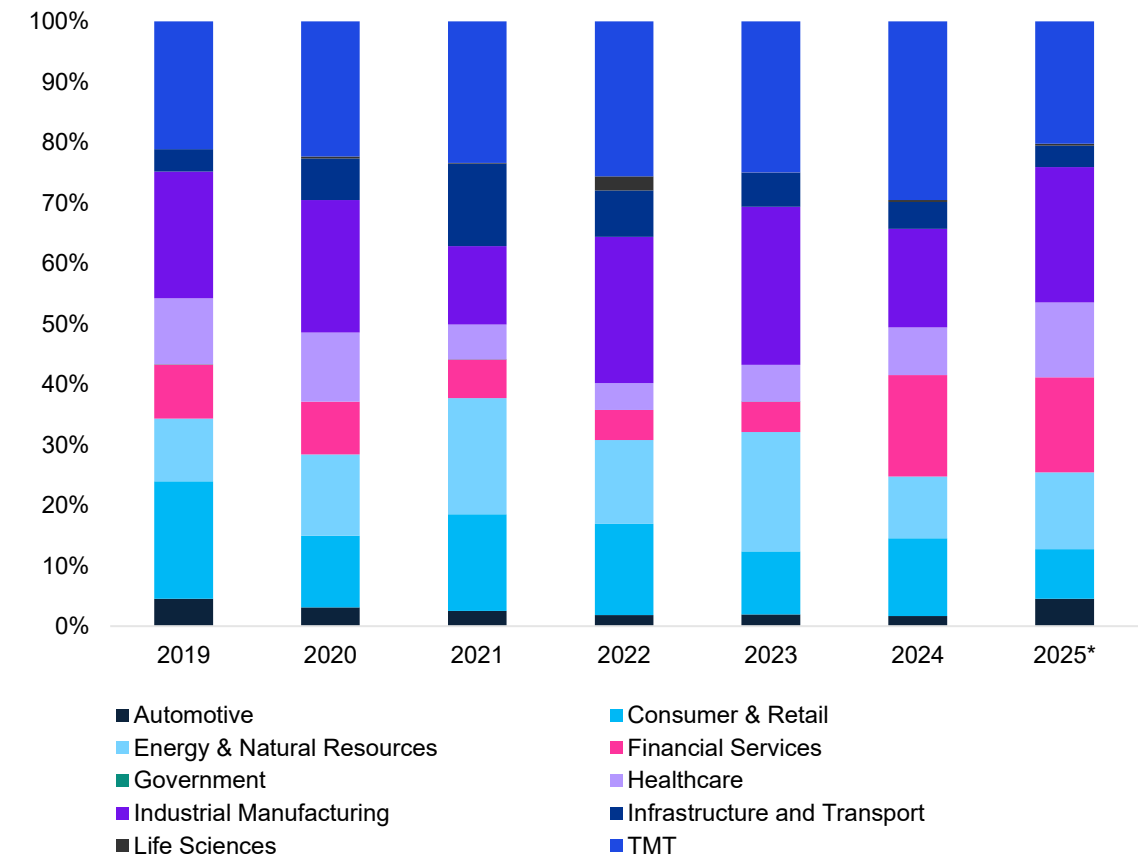


# Manufacturing and resources grow

ASPAC PE deal activity (#) by sector



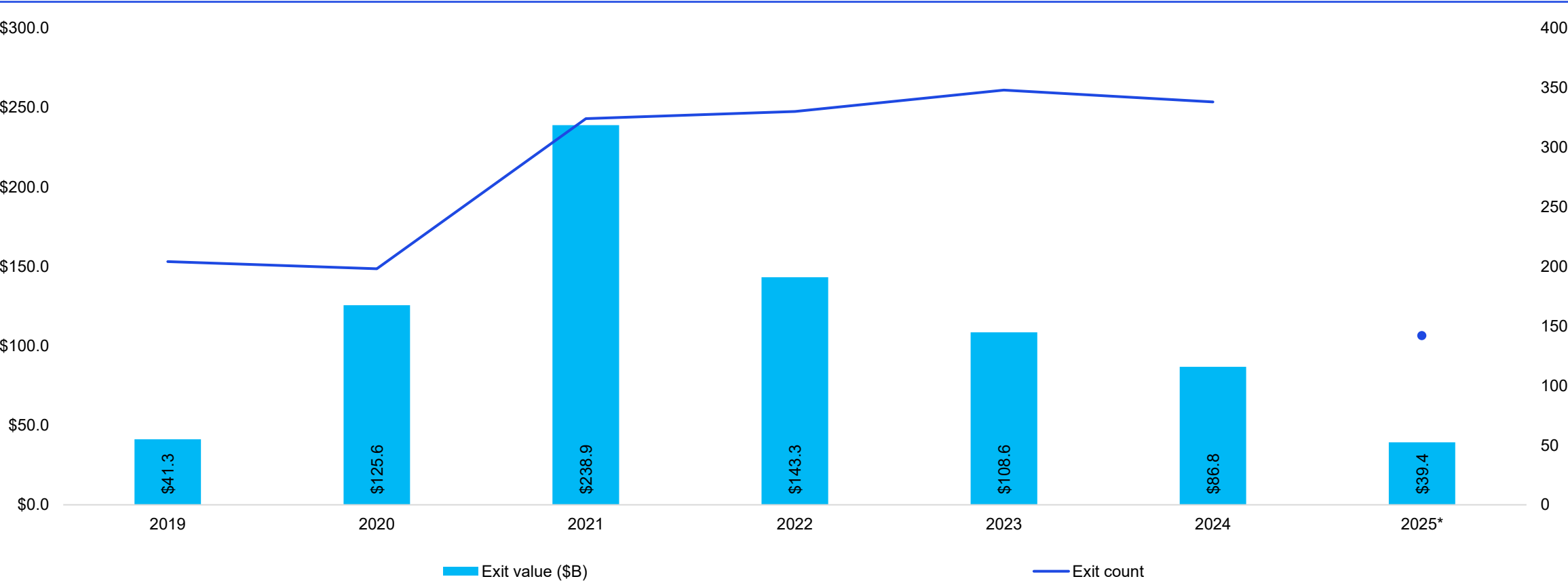
ASPAC PE deal activity (\$B) by sector



Source: Pulse of Private Equity Q2'25 KPMG analysis of global private equity activity as of June 30, 2025. Data provided by PitchBook.

# Exit values remain dampened

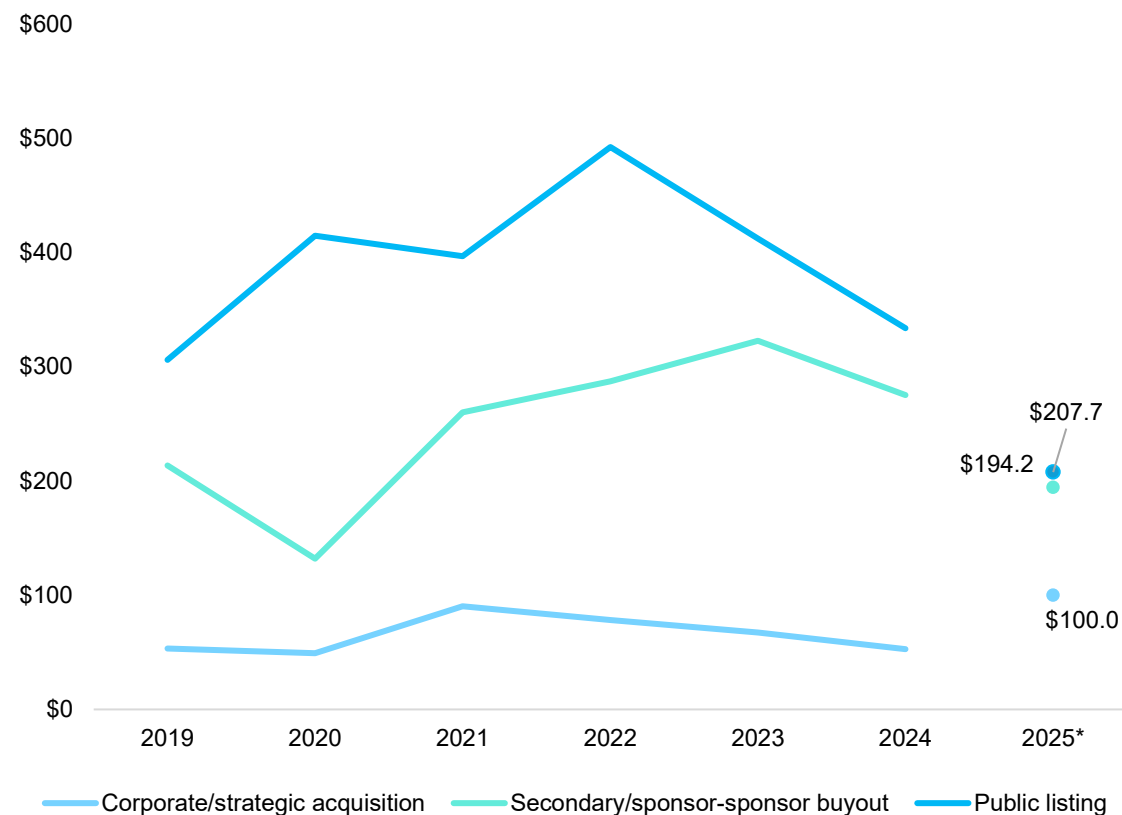
ASPAC PE-backed exit activity



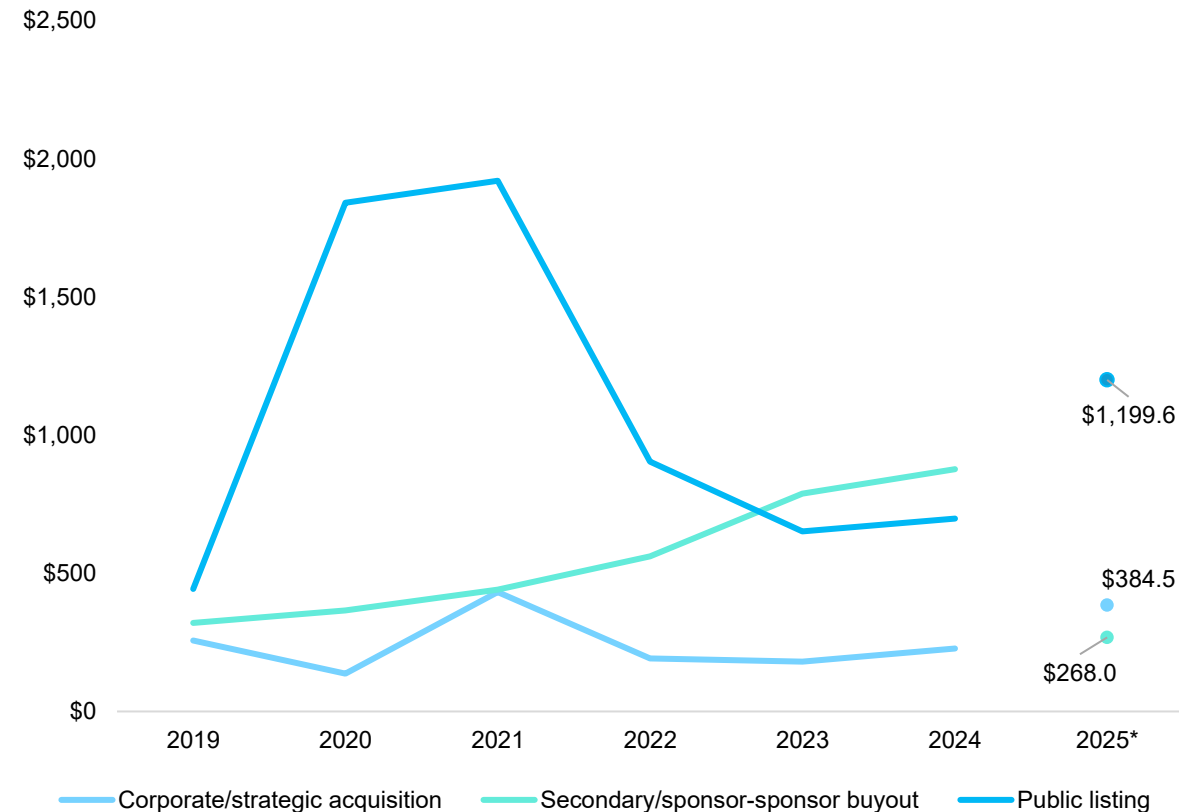
Source: Pulse of Private Equity Q2'25 KPMG analysis of global private equity activity as of June 30, 2025. Data provided by PitchBook.

# M&A ticks up amid overall decline

ASPAC median PE exit size (\$M) by type



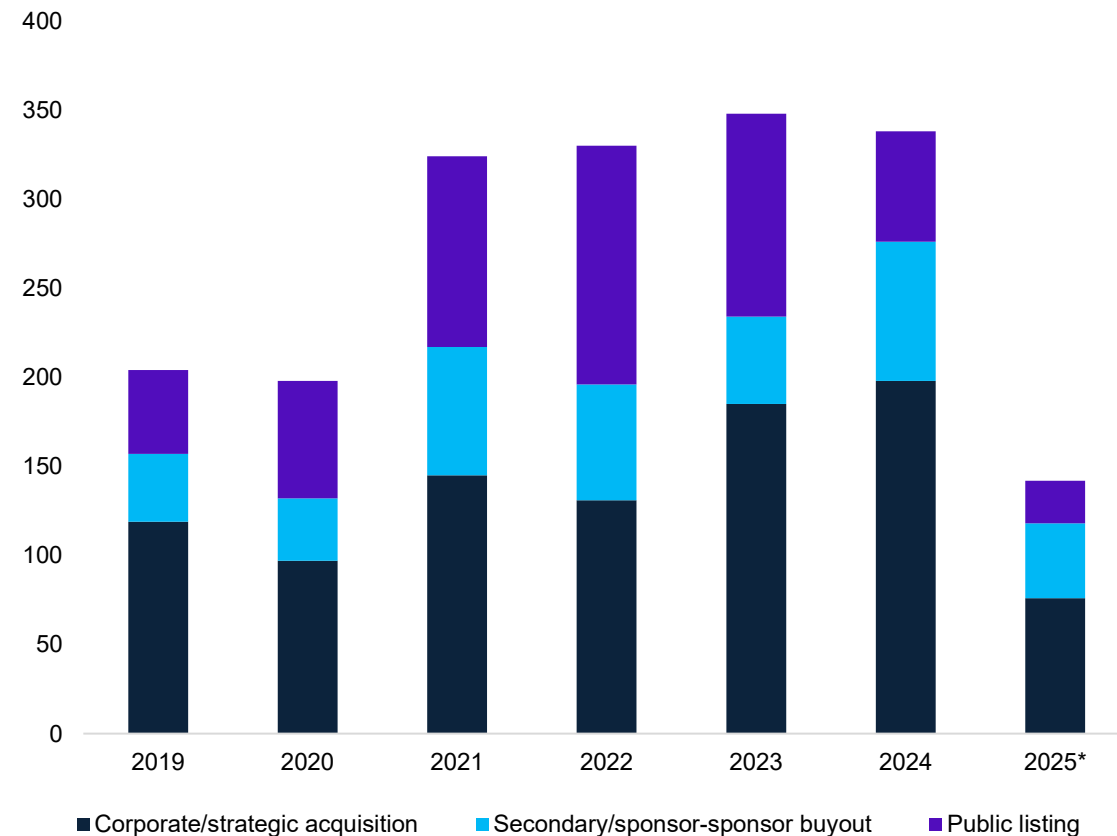
ASPAC average PE exit size (\$M) by type



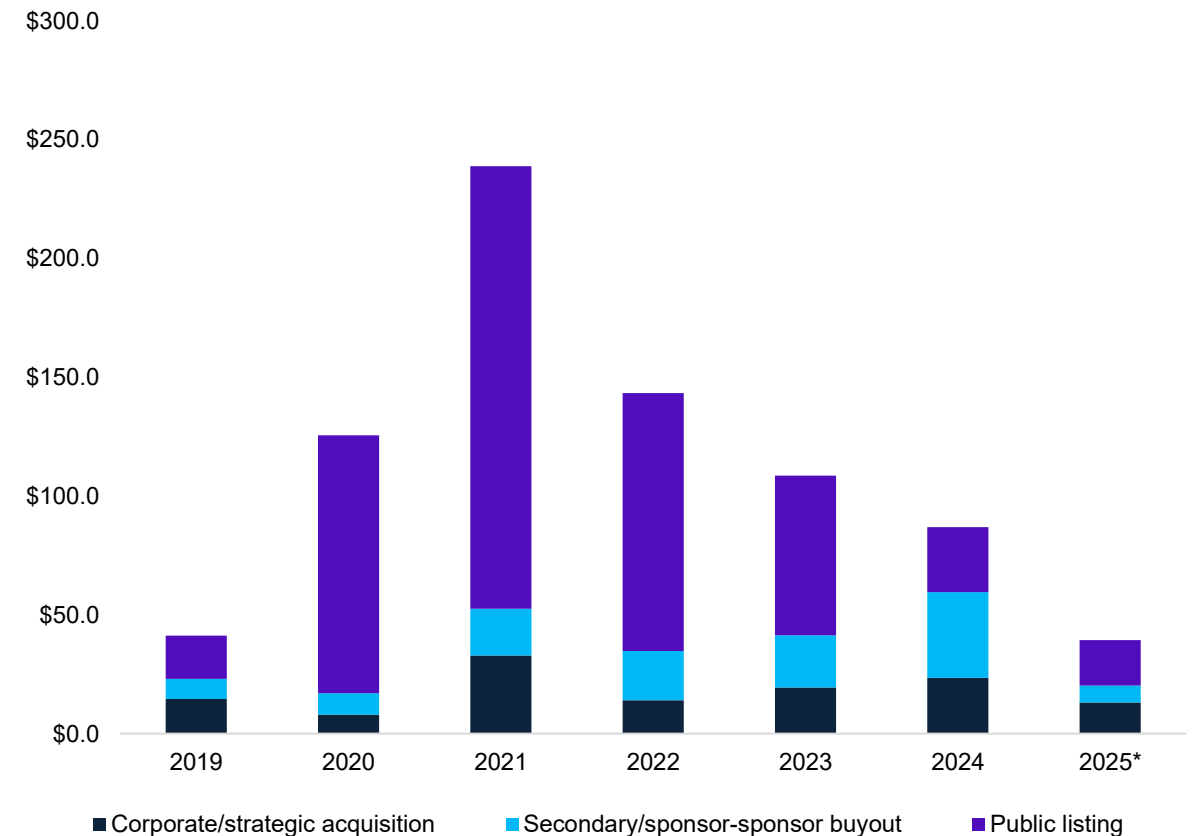
Source: PitchBook, data as of June 30, 2025. Note: The 2019-2020, 2023 and 2025\* figures for secondary buyouts, and overall 2025\* figures, are based on population sizes of n < 30..

# Public listings' value stands out

## ASPAC PE-backed exit activity (#) by type



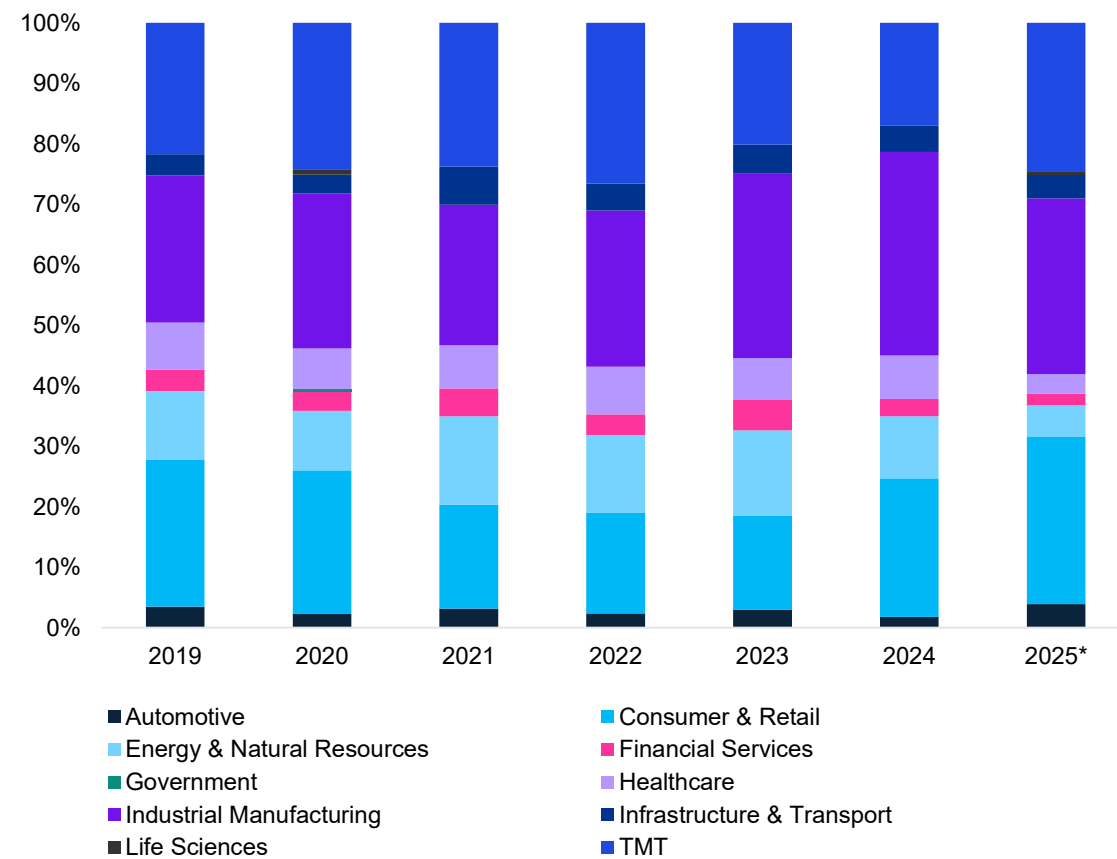
## ASPAC PE-backed exit activity (\$B) by type



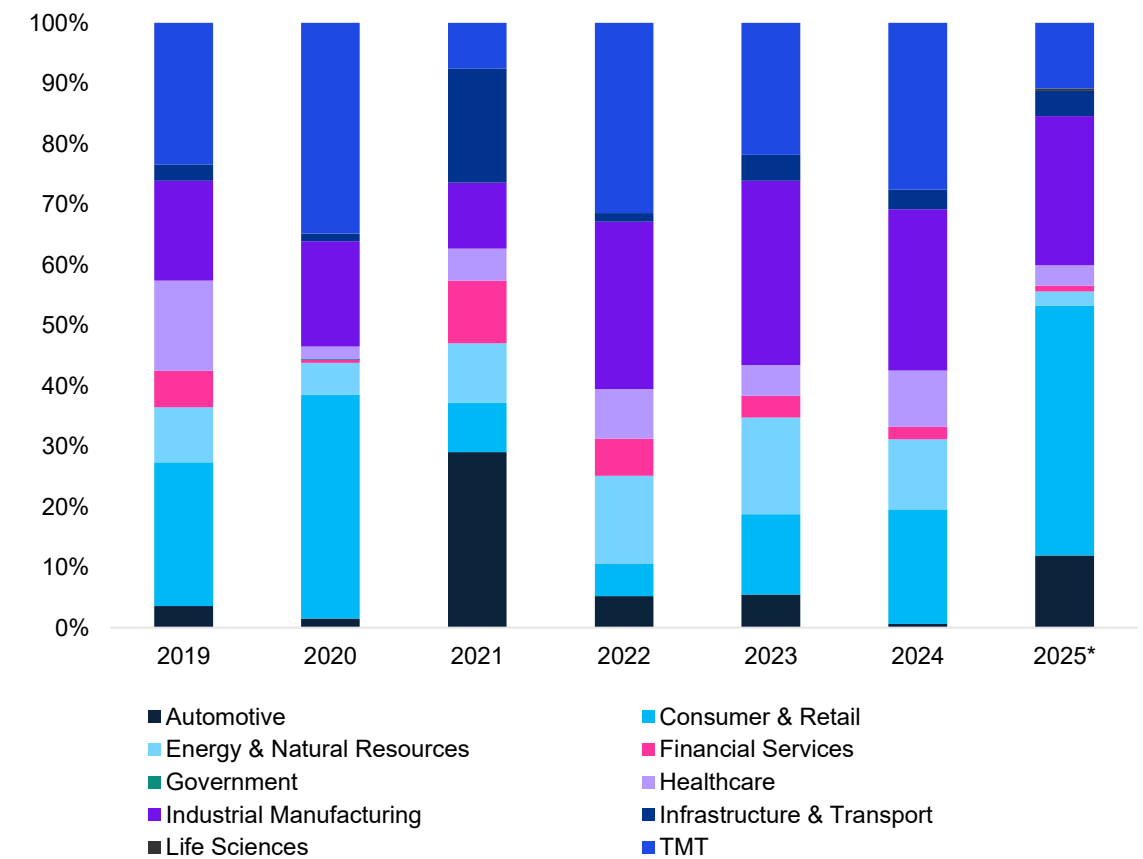
Source: Pulse of Private Equity Q2'25 KPMG analysis of global private equity activity as of June 30, 2025. Data provided by PitchBook.

# Software's count remains strong

ASPAC PE-backed exit activity (#) by sector



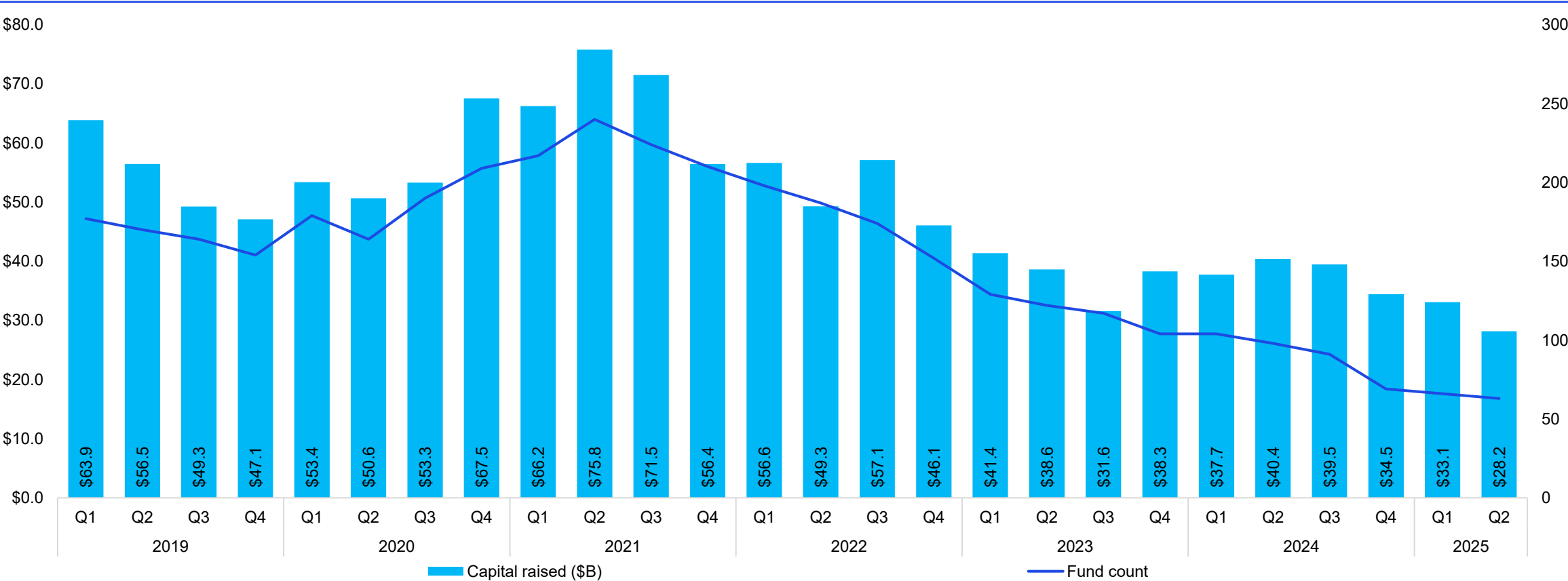
ASPAC PE-backed exit activity (\$B) by sector



Source: Pulse of Private Equity Q2'25 KPMG analysis of global private equity activity as of June 30, 2025. Data provided by PitchBook.

# Fundraising continues historic decline

ASPAC PE fundraising activity (rolling 12-month)

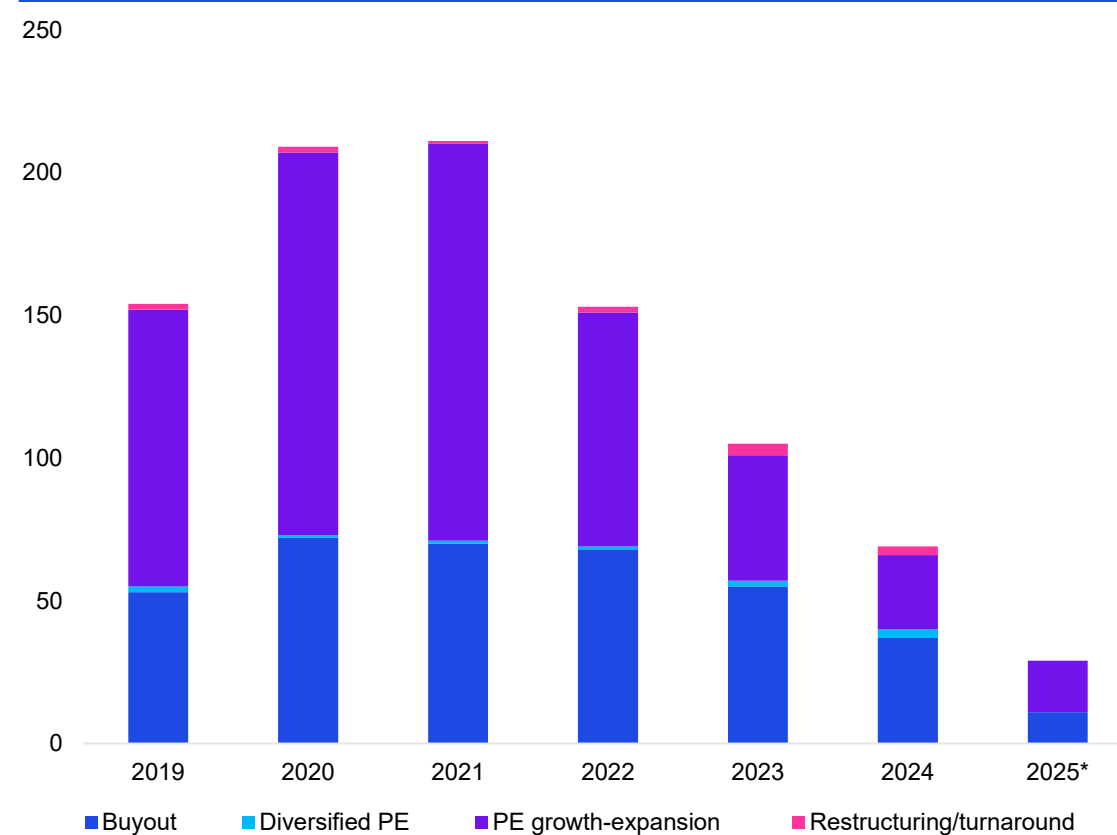


Source: Pulse of Private Equity Q2'25 KPMG analysis of global private equity activity as of June 30, 2025. Data provided by PitchBook.

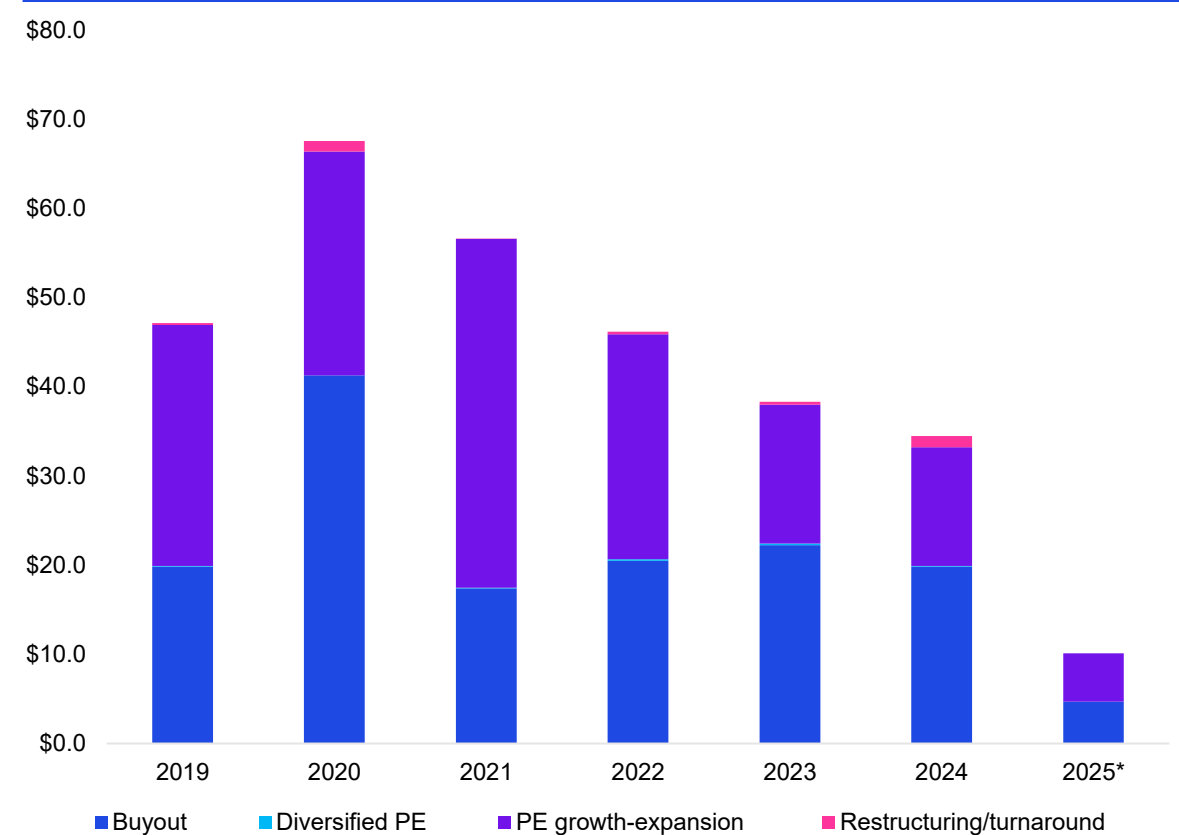


# PE firms close growth vehicles at a faster clip

## ASPAC PE fundraising activity (#) by type



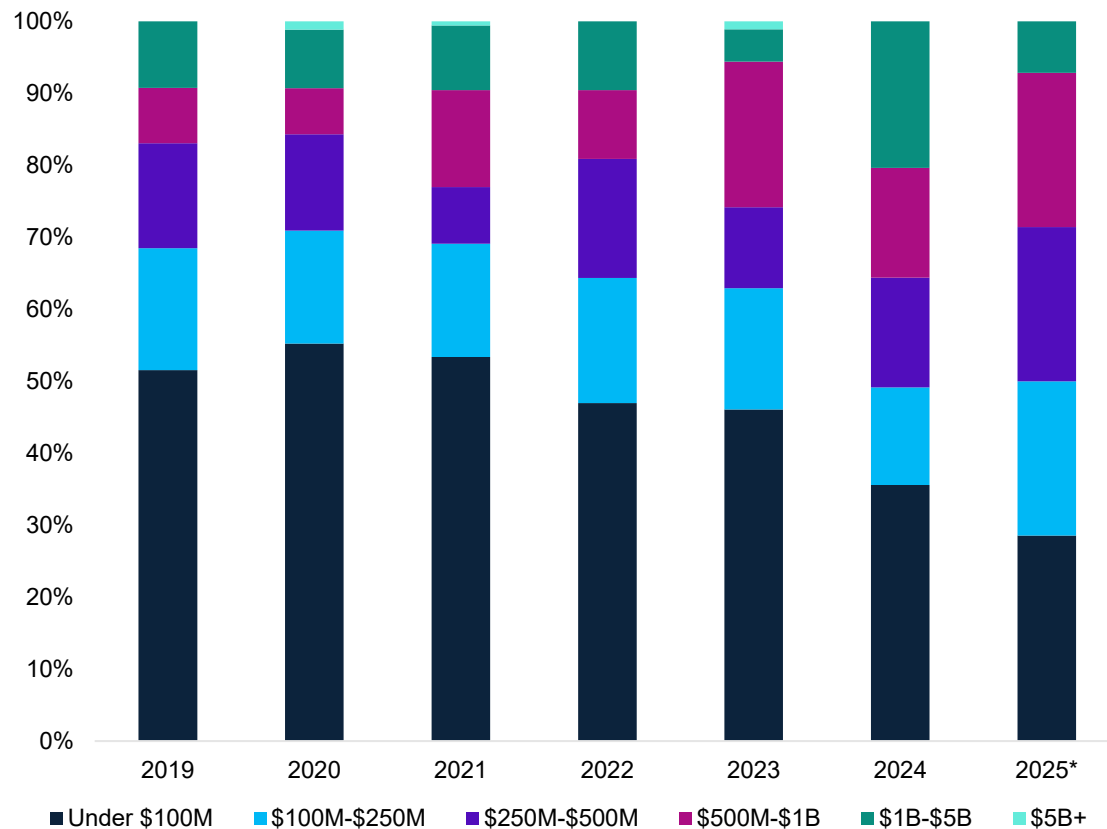
## ASPAC PE fundraising (\$B) by type



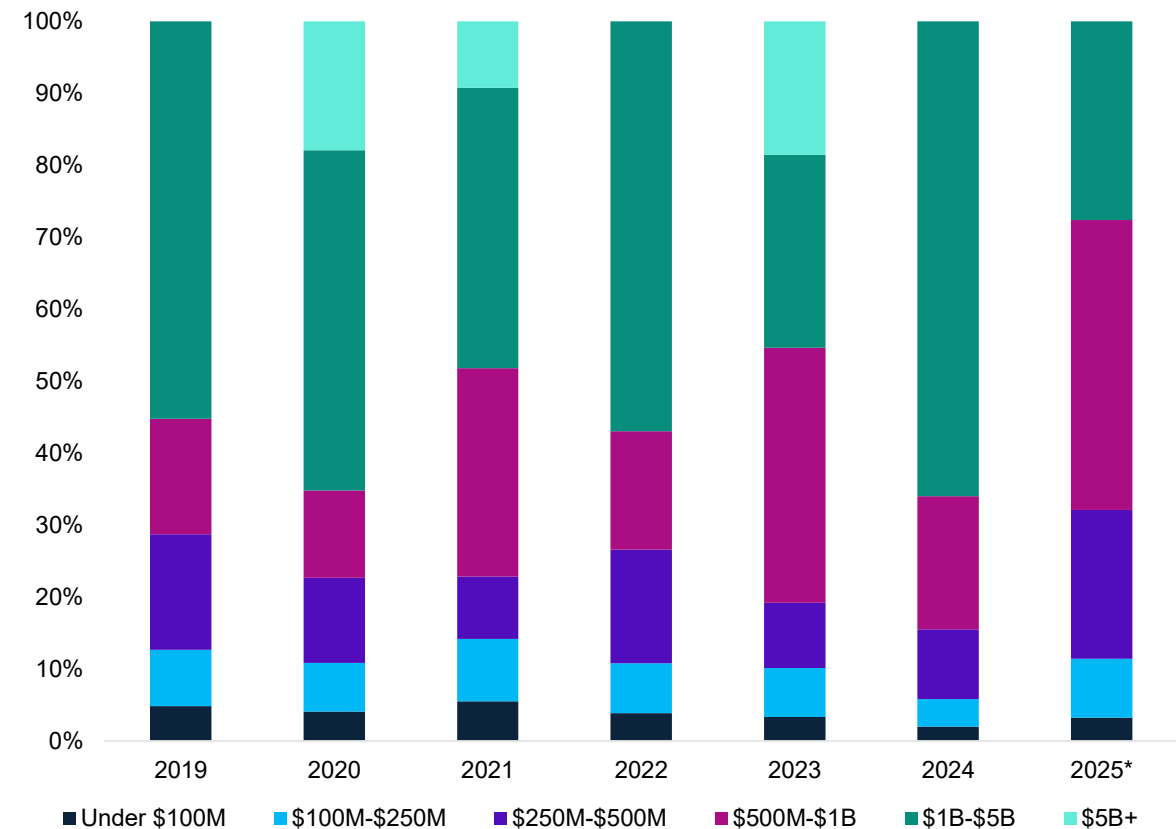
Source: Pulse of Private Equity Q2'25 KPMG analysis of global private equity activity as of June 30, 2025. Data provided by PitchBook.

# Fundraising concentrates in the middle of the market

ASPAC PE fundraising activity (#) by size



ASPAC PE fundraising (\$B) by size



Source: Pulse of Private Equity Q2'25 KPMG analysis of global private equity activity as of June 30, 2025. Data provided by PitchBook.

# ASPAC

## Top 10 ASPAC deals announced in Q2 2025



1. **Aveo Group** — \$2.5B, Newstead, Australia — Secondary buyout, *Healthcare services*
2. **Macquarie Management Holdings** — \$1.8B, Sydney, Australia — Corporate divestiture, *Asset management*
3. **LG Chem (Water Filter Business)** — \$965.7M, Seoul, South Korea — Corporate divestiture, *Industrial supplies & parts*
4. **Koken Boring** — \$447M, Tokyo, Japan — Public-private, *Machinery*
5. **Health Metrics** — \$400M, Heatherton, Australia — Secondary buyout, *Healthcare tech*
5. **Digital Halo** — \$400M, Singapore — Buyout, *IT services*
7. **Viol** — \$379.6M, Seongnam-si, South Korea — PE growth, *Healthcare devices*
8. **Frontier Tower** — \$350M, Taguig City, Philippines — PE growth, *Communications*
9. **Si Flex** — \$294.5M, Ansan-si, South Korea — Buyout, *Electrical equipment*
10. **Circular Energy Korea (and waste assets)** — \$291.3M, Changwon-si, South Korea — Secondary buyout, *Environmental services*

Source: Pulse of Private Equity Q2'25 KPMG analysis of global private equity activity as of June 30, 2025. Data provided by PitchBook.

Per PitchBook methodology, when a divestiture of multiple business units is consolidated into one without necessarily a new full entity being established on its own with a confirmed primary headquarters, the seller's primary headquarters is utilized. In this instance, as the acquirer was also based in ASPAC, then this deal is grouped as such.

# KPMG Private Equity practice

KPMG firms' Private Equity practice is cross-functional and focused on serving private equity firms and their portfolio companies.

KPMG experienced professionals understand the dynamic nature of the private equity marketplace — domestically and in investment centers around the world — and its growth potential. We appreciate the issues that private equity firms face on local, national and global levels.

KPMG member firms aim to offer a fresh approach to the issues that can challenge private equity clients through their entire lifecycle, from structuring funds to realizing value.

## How KPMG can help

KPMG Private Equity services are strategically designed to support clients throughout the entire investment lifecycle, helping ensure they effectively navigate the complexities of the private equity market. By leveraging its broad global resources and knowledge, KPMG member firms assist clients with various aspects of their investments. This includes fund structuring, where KPMG helps design tailored investment vehicles to meet specific goals, along with detailed due diligence that can assess potential risks and opportunities related to acquisitions or investments. In addition, KPMG places a strong emphasis on performance improvement initiatives aimed at enhancing the value of portfolio companies. By leveraging advanced technology and market insights, KPMG professionals equip clients to adapt to changing market conditions and seize growth opportunities across various sectors.

KPMG's strategic approach is characterized by a deep understanding of the dynamic nature of the private equity marketplace, as noted by KPMG's experienced professionals. Their knowledge can position clients to make informed investment decisions and capitalize on the growth potential in a rapidly evolving economy. KPMG member firms' focus on technology-driven solutions further enhances the ability to support firms in navigating investment strategies effectively, thus enriching the value provided throughout the investment lifecycle.



### KPMG Private Equity professionals



**4,200+**  
Professionals



**920+**  
Partners



### Deep industry experience

# About the report

## Methodology and data set descriptions

The datasets in this report sourced to PitchBook were pulled per the methodology below, along with the other details noted hereafter. Geographic assignment is based on the headquarters of the target company in each transaction; e.g. a PE buyout firm headquartered in the UK buying a company based in France would see that transaction credited to France based on company headquarters.

## Deals

This report series utilizes a methodology and list of datasets by combining the following: PitchBook PE deal types, PitchBook M&A with at least one primary firm type participant designated as PE, other PE deal types (growth/expansion, PIPE, investor buyout by management, GP stakes), asset acquisitions with at least one PE participant or company backed in part by a PE firm. Announced/in-progress deals are combined with completed deals due to the nature of the M&A and PE dealmaking cycle, wherein a transaction may take years to complete and thus is captured by including such announced/in-progress transactions. Announced dates are used in favor of completed dates for deal timing purposes.

## Exits

PitchBook defines exits as any sale of a PE or VC-backed company that results in a change in majority ownership or listing on a public exchange. Public listings include IPOs and reverse mergers. For the purpose of reporting aggregate exit activity, we use the completion date for IPOs and the announced date for buyouts, M&A and reverse mergers. PitchBook only tracks announced or completed exits, not rumored transactions. Exit value, like deal value, includes exit amounts that were not collected by PitchBook but have been

extrapolated using a multivariable regression model. Regardless of the extrapolated exit value, exits of unknown size are subsequently distributed into deal size buckets below 1 billion USD or EUR, based on the corresponding proportion of known deal sizes and exit activity capture estimation rates. Unless otherwise noted, initial public offering (IPO) sizes are based on the pre-money valuation of the company at the time of IPO. PitchBook excludes exits in which the only PE backing was a PIPE.

## Fundraising

PitchBook's fund returns data is primarily sourced from individual LP reports, serving as the baseline for our estimates of activity across an entire fund. For any given fund, return profiles will vary for LPs due to a range of factors, including fee discounts, timing of commitments and inclusion of co-investments. This granularity of LP-reported returns — all available on the PitchBook Platform — provides helpful insight to industry practitioners but results in discrepancies that must be addressed when calculating fund-level returns.

To be included in pooled calculations, a fund must have at least one LP report within two years of the fund's vintage, and LP reports in at least 45 percent of applicable reporting periods. To mitigate discrepancies among multiple LPs reporting, the PitchBook Benchmarks determine returns for each fund based on data from all LP reports in a given period. For periods that lack an LP report, a straight-line interpolation calculation is used to populate the missing data; interpolated data is used for approximately 10 percent of reporting periods, a figure that has been steadily declining.

Beginning with PitchBook Benchmarks featuring data as of Q4 2019, datasets were expanded to include funds with a reported IRR, even if the fund's cashflow data does not meet

the pooled calculation criteria. In our Q2 2021 report, additional improvements were made to the inclusion criteria for reported IRRs, which caused some shifts in vintage year data counts compared with prior iterations.

Due to a lag in reporting for some funds and liquidation causing older funds to no longer report returns, PitchBook pulls forward cash multiples and IRR information from previous quarters under the following stipulations: (i) extend cash multiples and IRR after five years since fund inception if reported NAV was less than 5 percent of commitments; (ii) if NAV is unknown or is greater than 5 percent after five years, extend cash multiples and IRR if the fund is older than eight years as of the last known data; and (iii) for funds less than five years or are less than eight years with NAV greater than 5 percent, extend cash multiples and IRRs from the prior quarter if available. All returns data is net of fees and carry.

Unless otherwise noted, PE fund data includes buyout, diversified PE, growth and restructuring/turnaround funds. PitchBook defines middle-market funds as PE investment vehicles with between 100 million and 5 billion USD or EUR in capital commitments. PitchBook defines private debt funds as pools of capital raised for the purpose of lending to private companies, including those held by PE funds, VC funds (referred to as 'venture debt'), real estate funds (referred to as 'real estate debt') and infrastructure funds (referred to as 'infrastructure debt'). These different types of debt funds are consolidated into the private debt category for our fundraising reports, but in asset class reports such as the Global Real Estate Report and Global Real Assets Reports, the related type of private debt is included in fundraising figures (i.e. real estate debt in the Global Real Estate Report and infrastructure debt in the Global Real Assets Report).

# Contacts

## Gavin Geminder

Global Head of Private Equity  
KPMG International  
E: ghgeminder@kpmg.com

## Glenn Mincey

US Head of Private Equity  
KPMG in the US  
E: gmincey@kpmg.com

## Tilman Ost

Global Private Equity Advisory Leader, KPMG  
International & EMA Head of Private Equity  
KPMG in Germany  
E: tilmanost@kpmg.com

## Andrew Thompson

Asia Pacific Head of Private Equity  
KPMG in Singapore  
E: andrewthompson8@kpmg.com.sg

## Acknowledgements

In addition to the lead authors noted within the report, a special thanks also goes out to our KPMG teams for making the publication possible:

**Global Communications:** Marie Helen De-messou

**Global Compliance:** Jessica LoSchiavo,  
Claire Needham-Breen

**Global Delivery:** Nicole Duke

**Global Digital:** Pratheek S, Caroline Icardo,  
Kruthin N, Brittany Symns

**Global Marketing:** Leah Fegan, Patrick Flanagan,  
Lindsey Keck

**Global Marketing Private Equity:** Marsha Toomey

**Private Equity Sector Support:** Lauren Beaumont,  
Grimilda Mendez- Augsburg, Anshul Yadav





Some or all of the services described herein may not be permissible for KPMG audit clients and their affiliates or related entities.

Learn about us:



[kpmg.com](https://kpmg.com)

The information contained herein is of a general nature and is not intended to address the circumstances of any particular individual or entity. Although we endeavor to provide accurate and timely information, there can be no guarantee that such information is accurate as of the date it is received or that it will continue to be accurate in the future. No one should act upon such information without appropriate professional advice after a thorough examination of the particular situation.

© 2025 KPMG LLP, a Delaware limited liability partnership and a member firm of the KPMG global organization of independent member firms affiliated with KPMG International Limited, a private English company limited by guarantee. All rights reserved. USCS032774

The KPMG name and logo are trademarks used under license by the independent member firms of the KPMG global organization.