



KPMG **Asset** **Management** **Platform**

Family Office

Pioneering the automation of tax compliance and planning with innovative technology

kpmg.com





The demands on the chief tax officer are growing

and now technology is available to assist and enable significant improvements.

The KPMG Asset Management Platform is a leading-edge technology that can help you reimagine cost-effective, innovative ways to execute tax compliance and planning. Informed by our extensive, in-depth tax knowledge of pass-through structures, our Asset Management Platform enables efficiency and transparency, and helps normalize big data so you can save time, improve accuracy, and discover new tax value-adds for your organization:

- Complete transparency into the status of tax deliverables and the capability to drill-down into calculations (not a black box)
- Reduced risk of missing tax compliance and investor reporting deadlines
- Increased operational efficiencies across all aspects of tax compliance (data collection, updating investor/tax info, creating reports, and tax filings)
- Shared access for client, KPMG, and authorized third parties
- Reduced rework time and enhanced reporting derived from one tax technology platform supporting all major asset classes for both federal and state
- Improved decision support enabled by scenario planning, modeling, estimates, and data analytics
- Removal of constraints on business growth and profitability by replacing manual processes and legacy systems.

For additional information including a demonstration of the KPMG Asset Management Platform, take a tour of our interactive website at visit.kpmg.us/AMP. For insights from our Asset Management practice, visit us at home.kpmg/us.

KPMG Asset Management Platform®

Data Automation Center

Inflows

Financial Data

Market Data

Investor Data



Family Office Specifics

- Automated scanning of K-1 packages, including footnotes
- Import income and adjustments from businesses operations
- 1065 & 1120 workpapers
- Capital/Basis Reporting for Investors
- Reporting across all investments/activities
- Import and track state-level activity

Asset Management Platform® | Key Features

- Automated consumption of book data
- Data mapping/validations
- Book to tax walk
- Investment and basis tracking
- Allocations & Tiering
- State withholding & composites
- Federal & State Tax Returns
- Schedules K-1/K-2/K-3
- US Withholding (1042/1042-S)
- Dynamic report writer
- Structure charts
- Full Client Access

Data analytics

- What-if scenarios & planning
- Estimates & data visualizations

Workflow/collaboration

- Milestones & resources
- Shared document workpapers
- Investor & Partner Portals

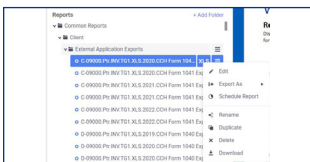
Compliance & investor deliverables

- Tax reports & calculations
- Tax Return, K-1 and K-3 Packages
- Estimate letters


Tax Return Software

- Integrated mapping with GoRS/CCH
- Federal, State & Local forms
- Electronic filing

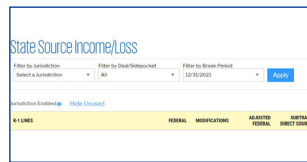
CCH Imports



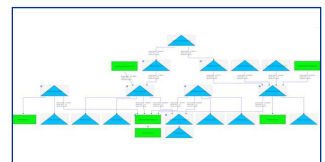
Business intelligence



State Tax Computations



Multilevel tiering and complex allocations



Private Equity | Hedge | Real Estate | Funds of Funds | RICs | Energy | Credit | Infrastructure | **Family Office** | REIT

Metrics that matter

The KPMG Asset Management Platform offers established performance and a depth of client engagement.



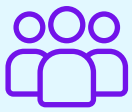
2,602

Total clients



47K+

Entities



3,400

External users



\$247M

Investment to date



Over **40M**

K-1s generated
in 2023



10 years

serving funds



Our people serving you

The KPMG Asset Management Platform, coupled with our tax experience serving partnerships, RICs, and REITs and executing consistent processes, can help keep your compliance, planning, and reporting on track.

The partners and professionals of our Asset Management Services practice have extensive experience helping numerous partnership, RIC, and REIT structures overcome their unique tax challenges. Working with our State and Local and Washington National Tax teams, we help you realize tax advantages and maintain compliance by adding clarity through:

- Modeling
- Transactions
- Entity formation structuring
- Tax planning
- Legislative and regulatory developments.

As part of the delivery model, a member of the tax technology team will be available to you throughout the transition planning, client onboarding, and service stages. Some of the key tasks that will be performed during your onboarding include:

- Understanding your current process, data, and systems
- Identifying key milestones to track
- Reviewing and importing your investor and entity data
- Reviewing system-generated fund/organization charts for accuracy
- Tailoring reports to serve your management team and investor demands.

KPMG Asset Management Platform provides:

What-if scenario planning

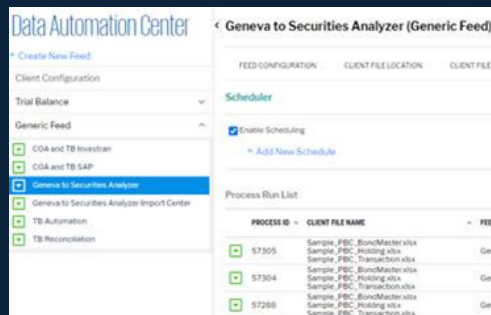
	2018	2019	2020	2021	2022	2023
Total GP	7,824,458	355,816	8,068,273	7,824,416	31,411,720	31,125,483
Greenville Capital Fund Structure LLC	39,070,700	1,279,153	40,349,853	39,070,700	117,058,702	156,129,402
Greenville Capital LP LP	44,533,328	1,330,332	45,863,661	44,533,328	121,741,061	166,274,879
GP Fee	24,004,932	787,492	24,792,423	24,004,932	70,235,221	91,245,125
LP Fee	18,003,395	511,497	18,514,942	18,003,395	48,621,482	62,824,712
One GP Member	18,420,215	1,127,995	19,548,210	18,420,215	113,779,705	129,764,422
Two GP Member	31,158,919	1,023,872	32,179,791	31,158,919	89,648,969	124,905,112
Total	203,090,998	6,395,104	207,486,102	203,090,998	583,293,520	798,384,014

Partner	2018			2019			2020			2021			2022			2023		
	Ordinary / Recital	Capital Gains/Dividends	Total Taxable	Ordinary / Recital	Capital Gains/Dividends	Total Taxable	Ordinary / Recital	Capital Gains/Dividends	Total Taxable	Ordinary / Recital	Capital Gains/Dividends	Total Taxable	Ordinary / Recital	Capital Gains/Dividends	Total Taxable	Ordinary / Recital	Capital Gains/Dividends	Total Taxable
Greenville Capital Management LLC	21,967,018	644,699	22,611,717	21,967,017	5,939,393	27,906,410	21,967,017	5,939,393	27,906,410	21,967,017	5,939,393	27,906,410	21,967,017	5,939,393	27,906,410	21,967,017	5,939,393	27,906,410
One GP Member	22,385,917	679,825	23,065,742	22,385,917	6,053,962	28,439,879	22,385,917	6,053,962	28,439,879	22,385,917	6,053,962	28,439,879	22,385,917	6,053,962	28,439,879	22,385,917	6,053,962	28,439,879
Two GP Member	582,445	6,008	588,453	582,445	2,484,437	3,066,882	582,445	2,484,437	3,066,882	582,445	2,484,437	3,066,882	582,445	2,484,437	3,066,882	582,445	2,484,437	3,066,882
Total	48,935,379	1,330,534	50,265,913	48,935,379	14,477,752	64,413,131	48,935,379	14,477,752	64,413,131	48,935,379	14,477,752	64,413,131	48,935,379	14,477,752	64,413,131	48,935,379	14,477,752	64,413,131

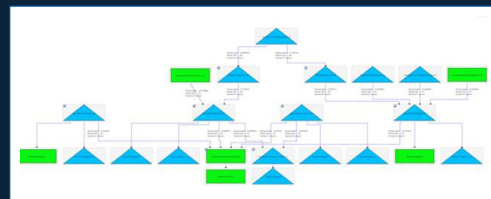
Business intelligence



Data Automation



Multilevel tiering and complex allocations



Contact us

Tracey Spivey

Partner, Tax

T: 214-840-8012

E: tspivey@kpmg.com

Charles Ferentinos

Partner, Tax

T: 201-307-8093

E: cferentinos@kpmg.com

Some or all of the services described herein may not be permissible for KPMG audit clients and their affiliates or related entities.

Learn about us:



[kpmg.com](https://www.kpmg.com)

The information contained herein is of a general nature and is not intended to address the circumstances of any particular individual or entity. Although we endeavor to provide accurate and timely information, there can be no guarantee that such information is accurate as of the date it is received or that it will continue to be accurate in the future. No one should act upon such information without appropriate professional advice after a thorough examination of the particular situation.

© 2024 KPMG LLP, a Delaware limited liability partnership and a member firm of the KPMG global organization of independent member firms affiliated with KPMG International Limited, a private English company limited by guarantee. All rights reserved. The KPMG name and logo are trademarks used under license by the independent member firms of the KPMG global organization. USCS020351-1A